

# The Early Development Instrument (EDI)

Early Learning Subcommittee  
December 13, 2019



- 1 Why should we care?
- 2 What is this EDI?
- 3 What do our results tell us?
- 4 What can we do?

1

Why should we care?

EDI and the Early Years Video by the  
Offord Centre for Child Studies<sup>2</sup>

[https://www.youtube.com/watch?time\\_continue=217  
&v=0Azu7tbSGes&feature=emb\\_logo](https://www.youtube.com/watch?time_continue=217&v=0Azu7tbSGes&feature=emb_logo)

# 2

## Domains

**PH**

Physical Health and Well-Being

Is physically independent and can handle small objects. Comes to school ready each day (is not hungry, tired or under / overdressed).

**SC**

Social Competence

Gets along with classmates and is eager to try new things. Can listen and follow directions and has self-control.

**EM**

Emotional Maturity

Helps others that are upset or hurt. Shares with others and is not worried or anxious. Is not aggressive or mean.

**LC**

Language and Cognitive Development

Is interested in reading, numbers and counting.

**CS**

Communication Skills and General Knowledge

Can tell a story and can understand what is being said to her / him.

## 2

# Vulnerability Explained

**Vulnerable,**  
lowest 10<sup>th</sup>  
percentile



**At Risk,**  
between 10<sup>th</sup> and  
25<sup>th</sup> percentiles

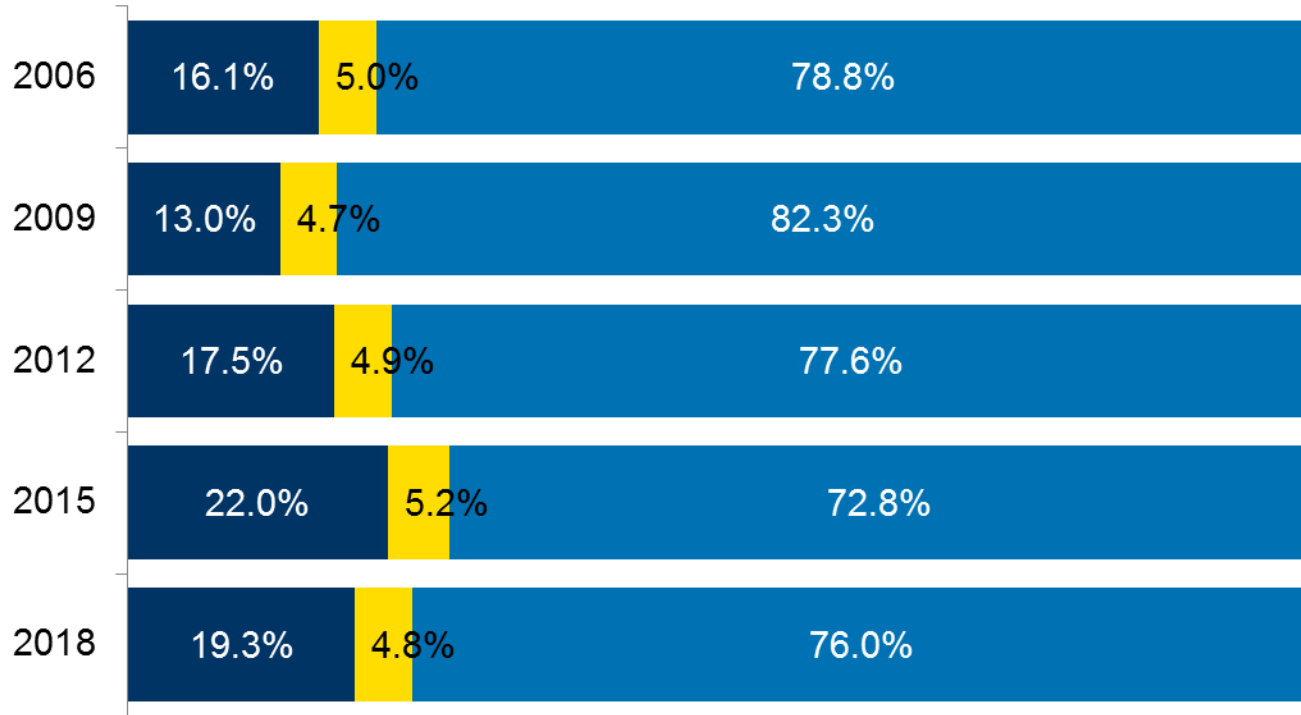
**On Track,**  
above the 25<sup>th</sup>  
percentile

# 3

## Vulnerability Rates

### PH

Physical Health and Well-Being



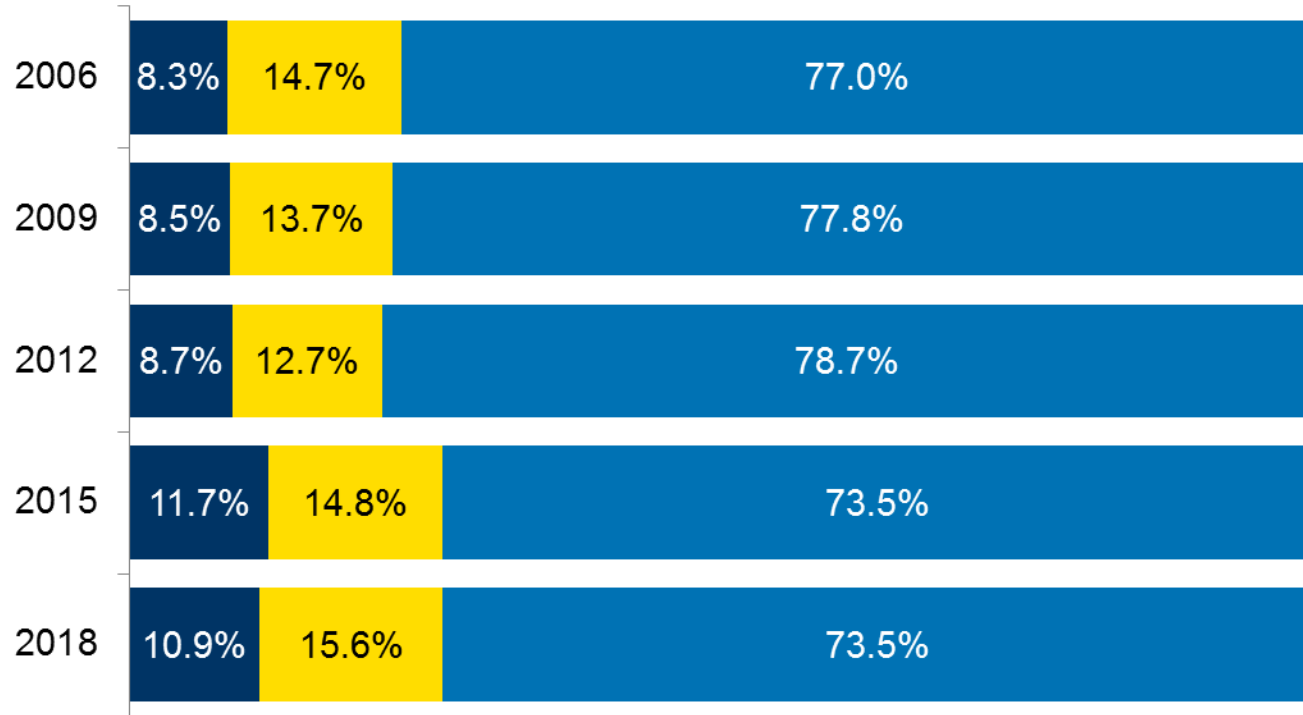
County of Haliburton and the City of Kawartha Lakes

# 3

## Vulnerability Rates

SC

Social Competence



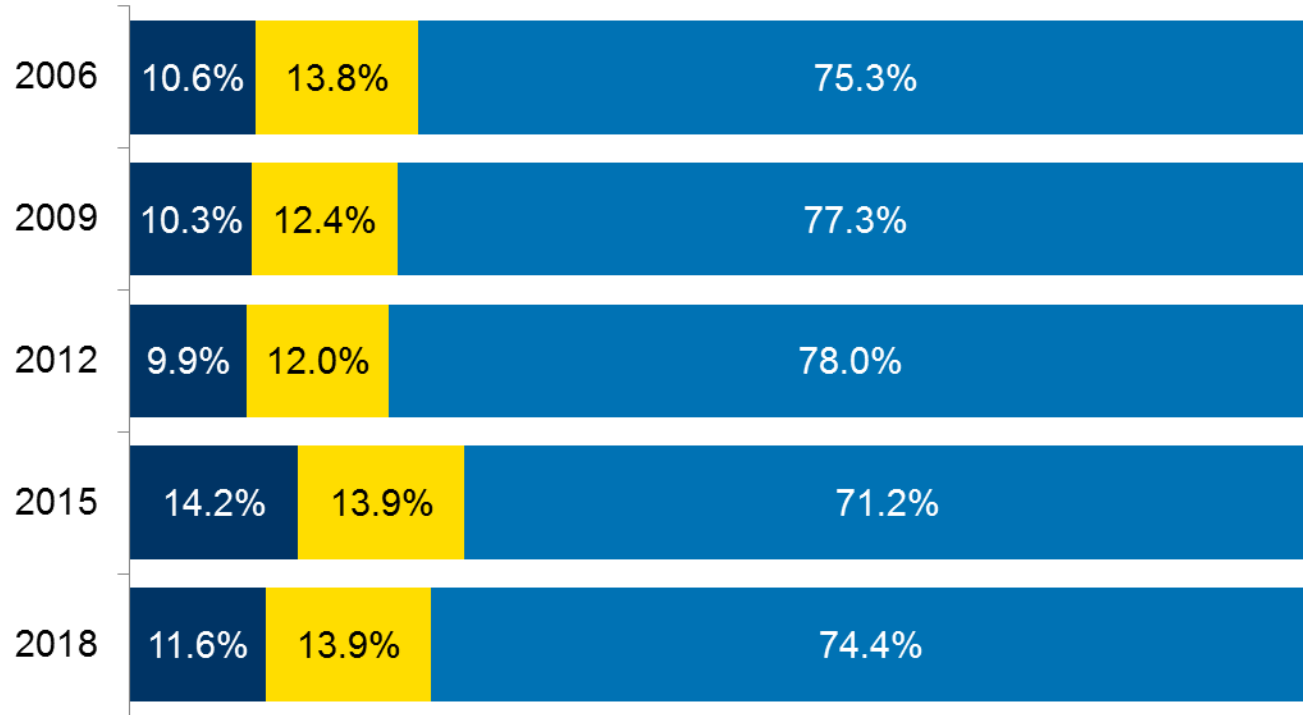
County of Haliburton and the City of Kawartha Lakes

# 3

## Vulnerability Rates

**EM**

Emotional Maturity



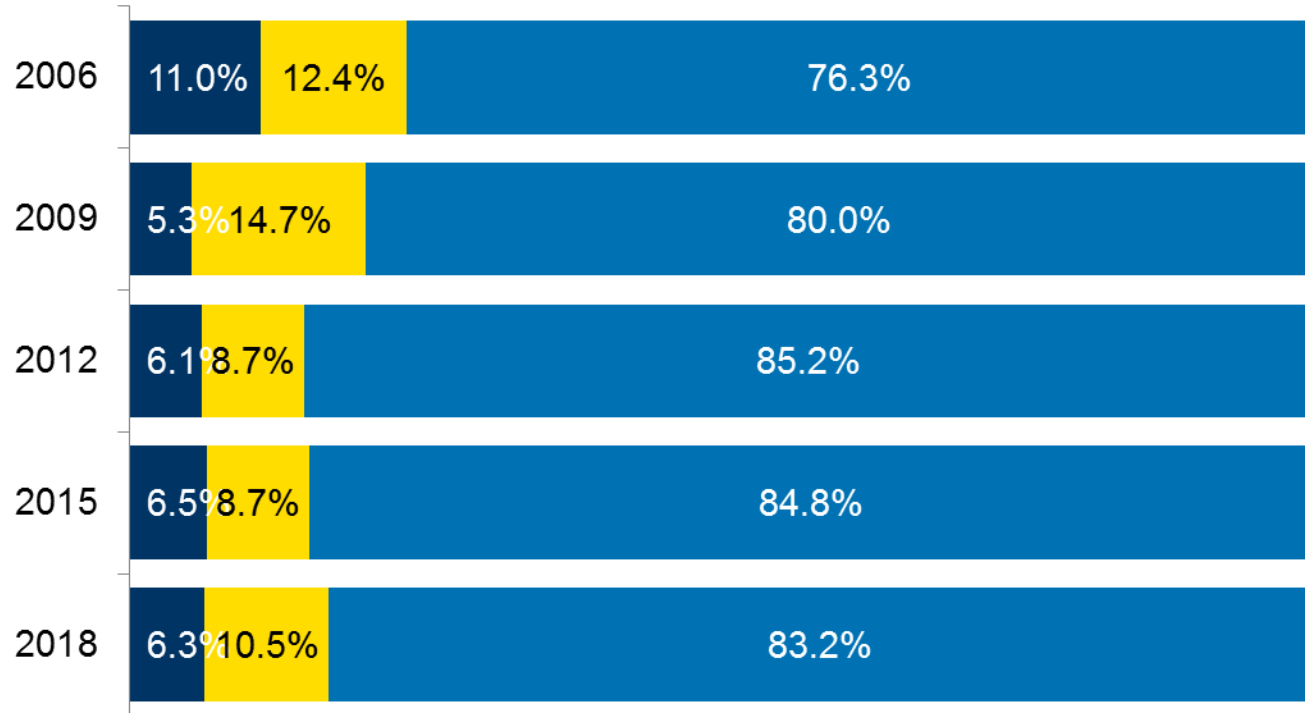
County of Haliburton and the City of Kawartha Lakes



## 3

## Vulnerability Rates

LC

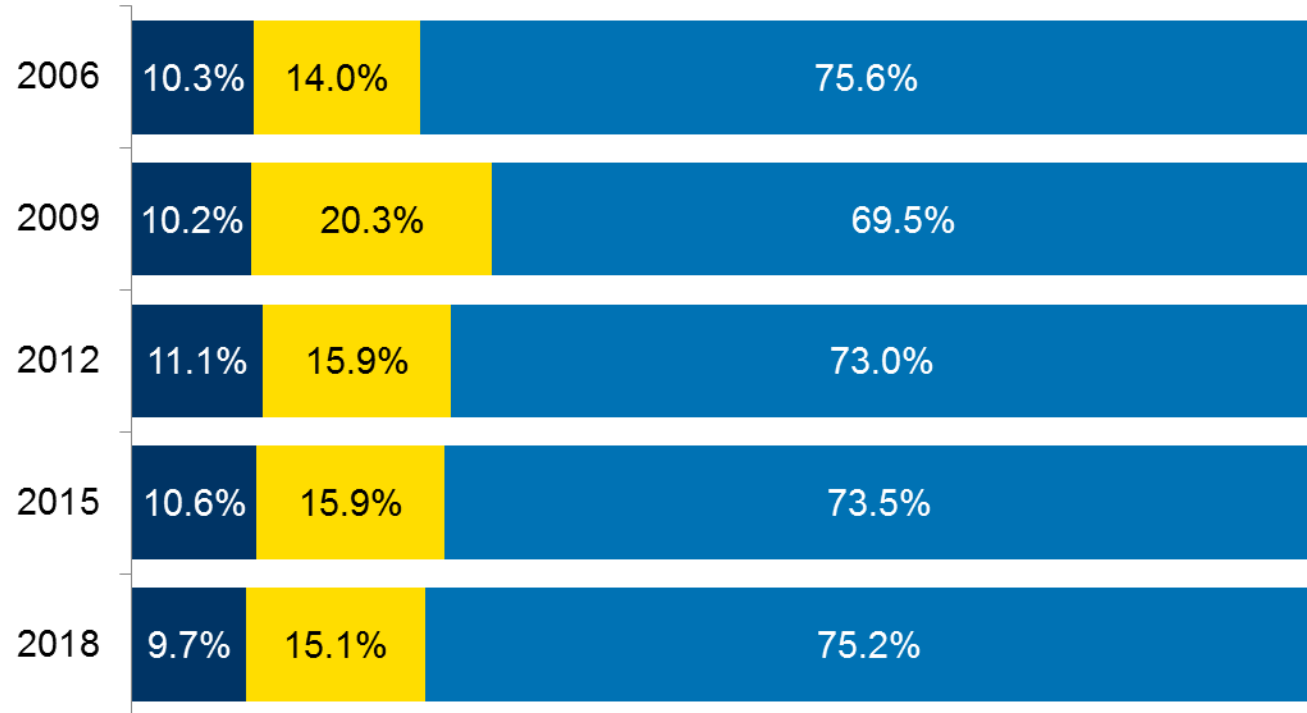
Language and  
Cognitive  
Development

County of Haliburton and the City of Kawartha Lakes

## 3

## Vulnerability Rates

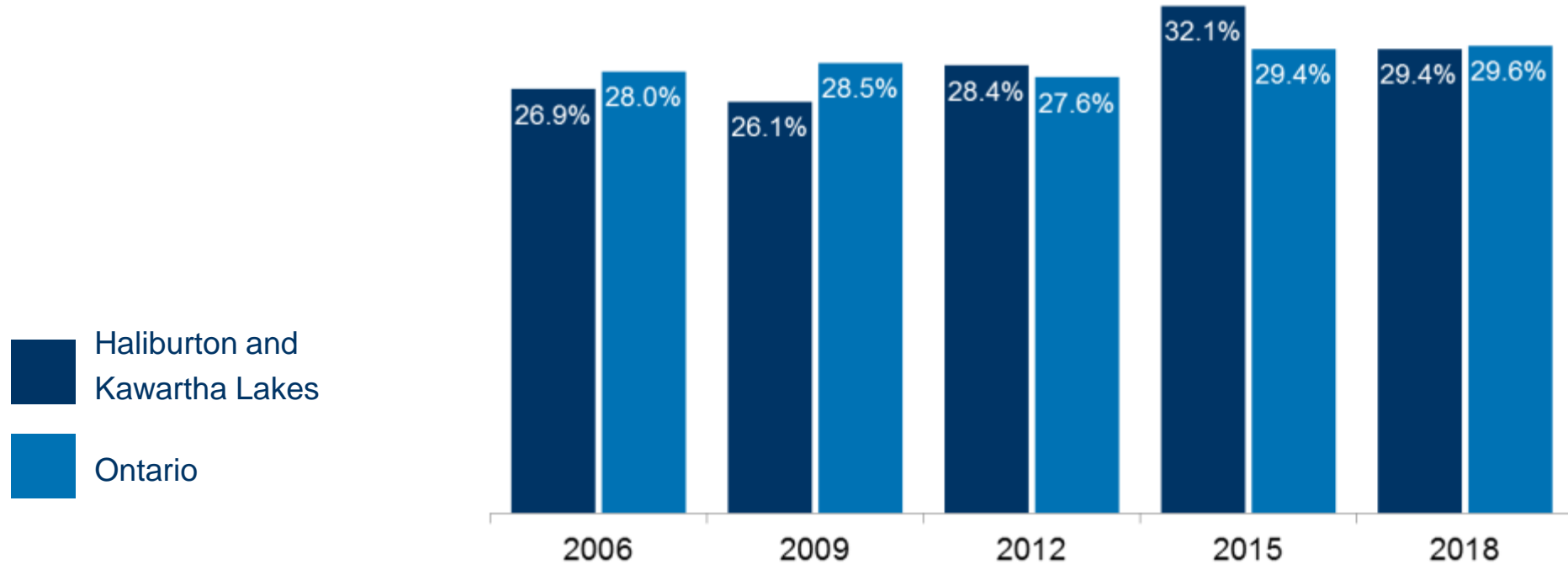
CS

Communication  
Skills and General  
Knowledge

County of Haliburton and the City of Kawartha Lakes

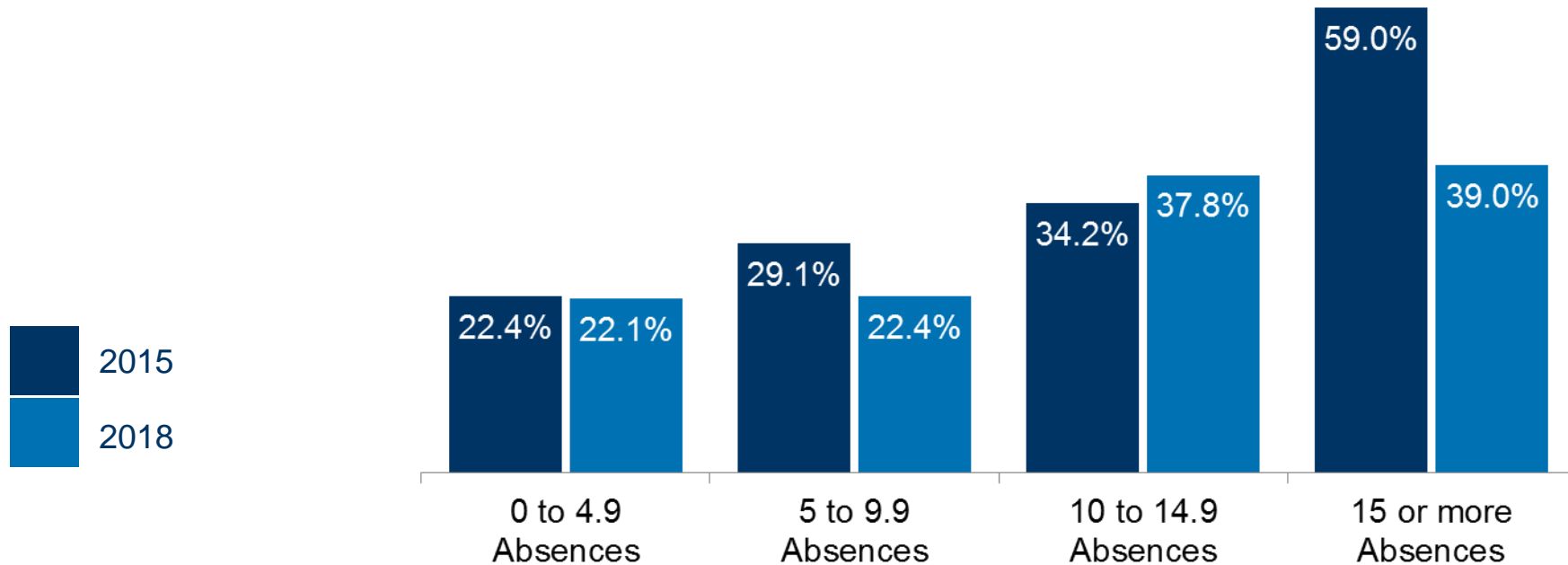
# 3

## Vulnerability Rates in One or More Domains



# 3

## Vulnerability Rates in One or More Domains By Days of Absence



## 3

# EDI Vulnerability and Social Risk Index<sup>4,7,8</sup>

## HMA

Minden Hills, Algonquin Highlands

## HDH

Dysart et al, Highlands East

## NWK

Woodville, Kirkfield, Norland

## NEK

Bobcaygeon, Fenelon Falls, Kinmount

## SWK

Oakwood, Little Britain, Janetville

## SEK

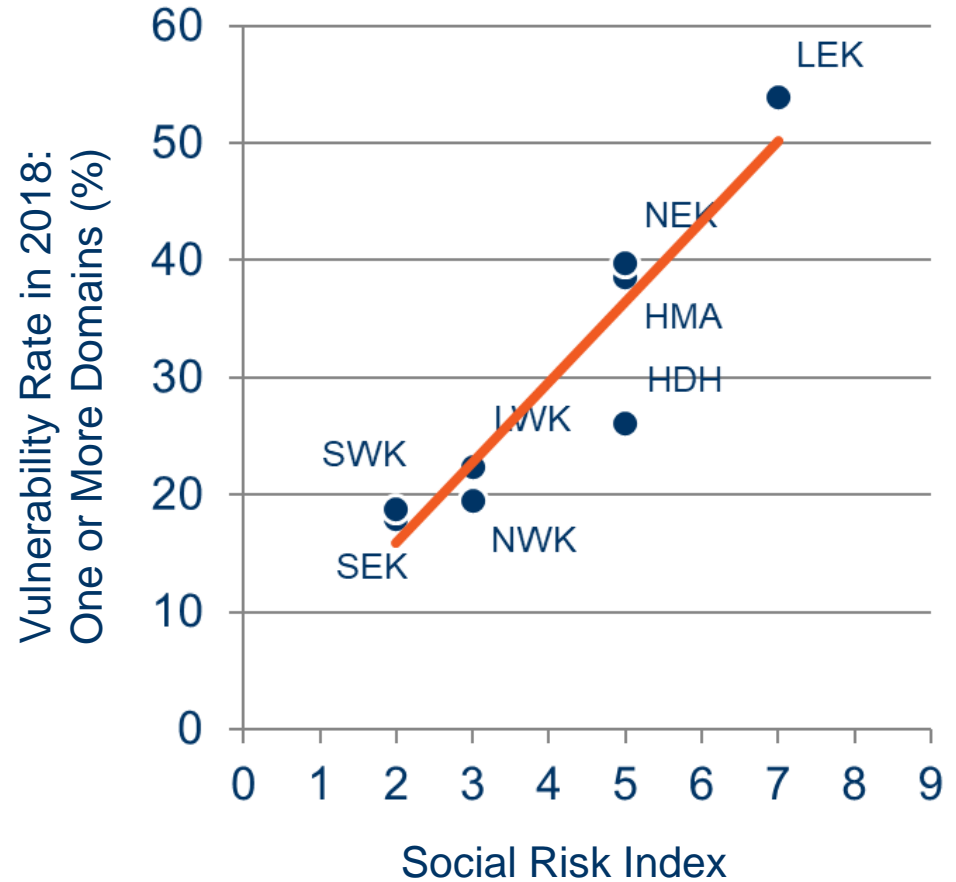
Omemee, Bethany, Pontypool

## LWK

West, northwest area of Lindsay

## LEK

East, southeast area of Lindsay



## 3

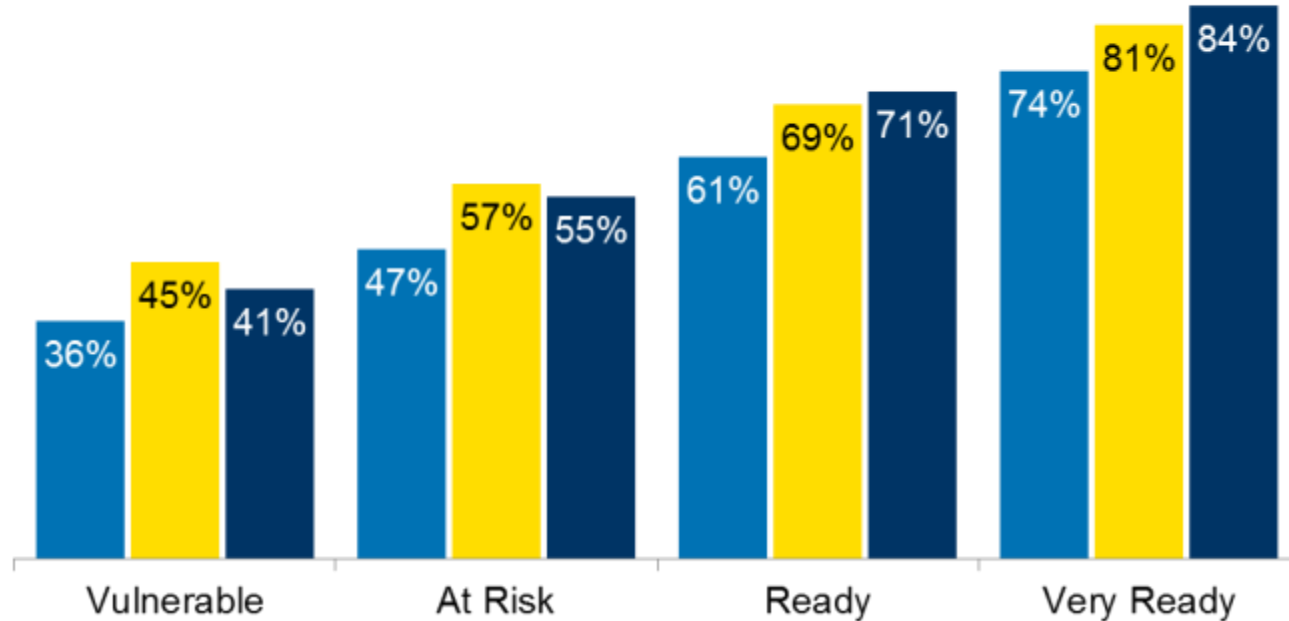
# EDI Vulnerability and Grade 3 EQAO Testing<sup>3</sup>

Provincial EDI results between 2005 and 2008 and subsequent EQAO testing in grade 3

The percentage of students meeting the provincial standard in grade 3 EQAO testing in reading, writing and math

## PH

Physical Health and Well-Being



## 3

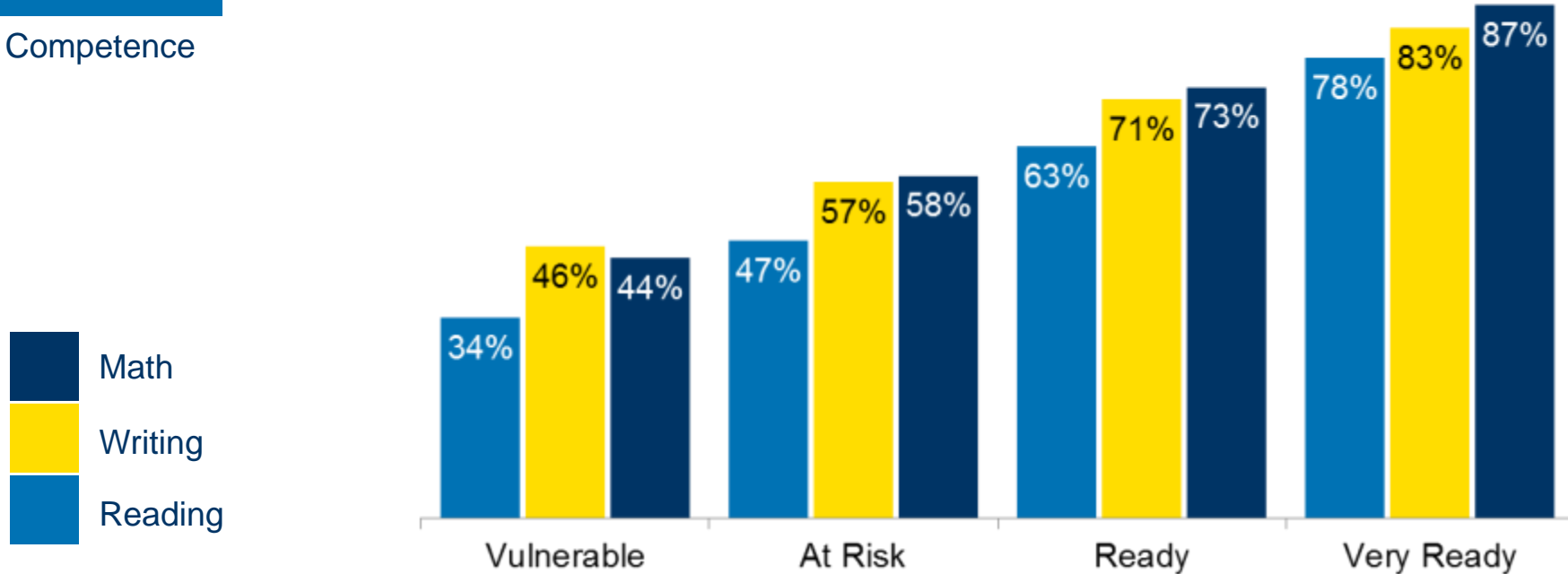
EDI Vulnerability and Grade 3 EQAO Testing<sup>3</sup>

Provincial EDI results between 2005 and 2008 and subsequent EQAO testing in grade 3

The percentage of students meeting the provincial standard in grade 3 EQAO testing in reading, writing and math

**SC**

Social Competence



## 3

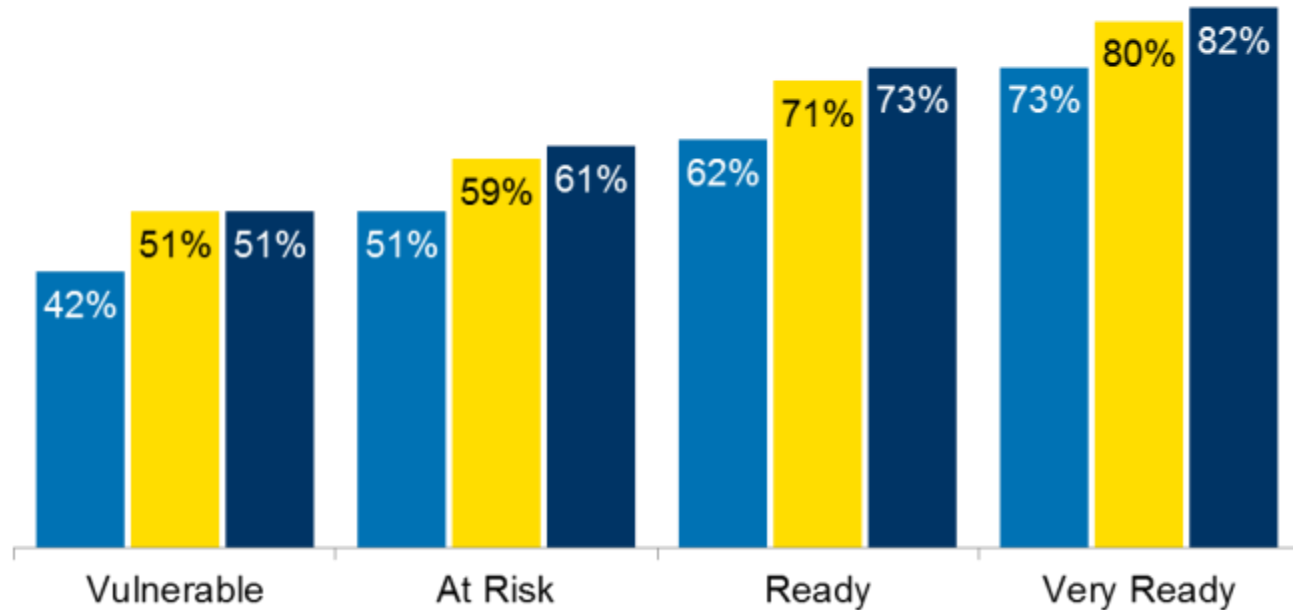
# EDI Vulnerability and Grade 3 EQAO Testing<sup>3</sup>

Provincial EDI results between 2005 and 2008 and subsequent EQAO testing in grade 3

The percentage of students meeting the provincial standard in grade 3 EQAO testing in reading, writing and math

## EM

Emotional Maturity





## 3

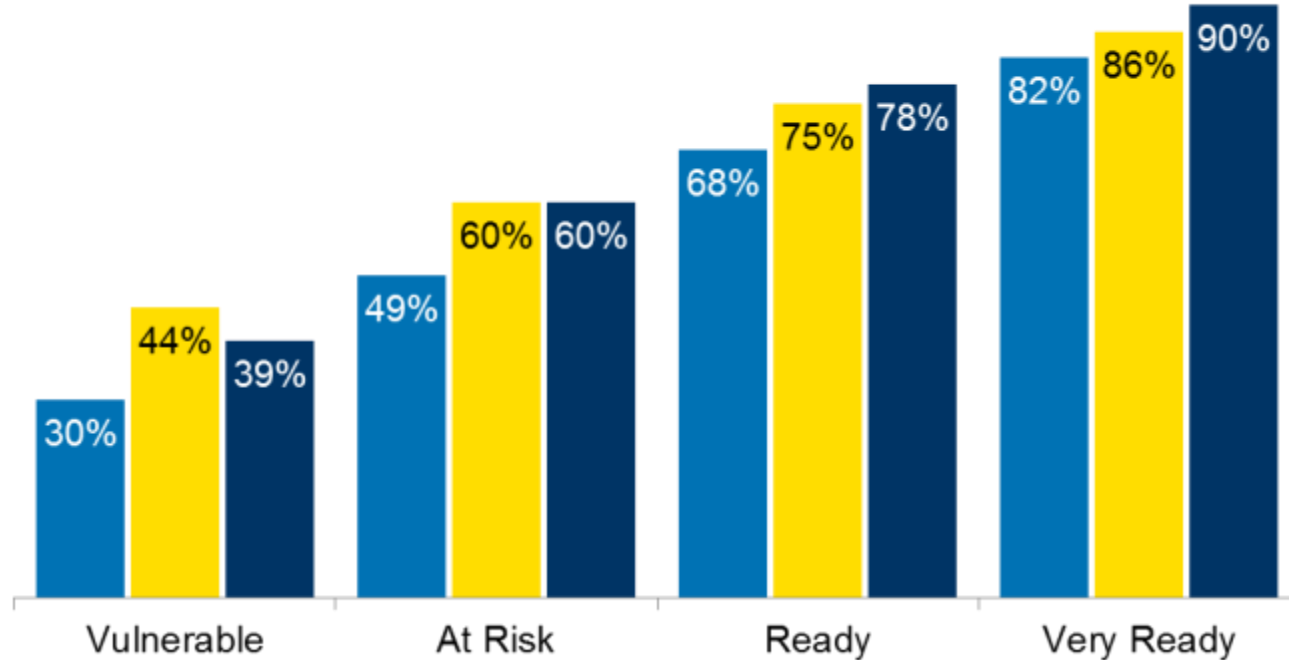
# EDI Vulnerability and Grade 3 EQAO Testing<sup>3</sup>

Provincial EDI results between 2005 and 2008 and subsequent EQAO testing in grade 3

The percentage of students meeting the provincial standard in grade 3 EQAO testing in reading, writing and math

LC

Language and  
Cognitive  
Development



## 3

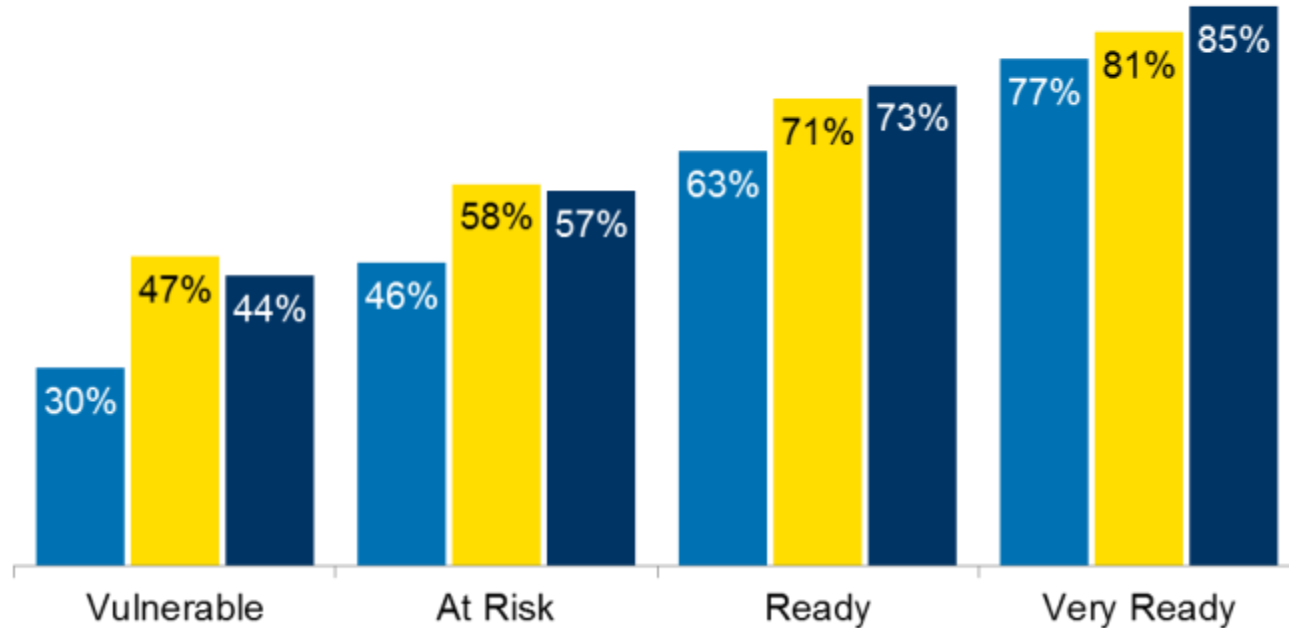
# EDI Vulnerability and Grade 3 EQAO Testing<sup>3</sup>

Provincial EDI results between 2005 and 2008 and subsequent EQAO testing in grade 3

The percentage of students meeting the provincial standard in grade 3 EQAO testing in reading, writing and math

CS

Communication  
Skills and General  
Knowledge

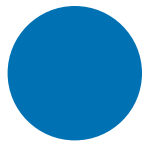


1. Boys have higher vulnerability rates than girls
2. Children who have more absences are more likely to be vulnerable on the EDI
3. Communities with more socioeconomic challenges are more likely to have higher vulnerability rates
4. Children vulnerable on the EDI in Kindergarten are less likely to meet the provincial standards in reading, writing and math in grade 3 EQAO testing
5. Our vulnerability rate is currently 29.4%, yet there is no biological reason that it should be more than 10%<sup>5</sup>

# 4

## What can we do?

1. Early years partners and stakeholders must work collaboratively to improve the outcomes for children. We must work together.<sup>6</sup>
2. There must be a greater awareness of the EDI.
3. There is no quick fix, we must be in this for the long haul.



# References / Notes

1. EDI raw data is provided by the Ministry of Education and the Offord Centre for Child Studies. Data analysis and views expressed are not necessarily those of the Ministry of Education or the Offord Centre.
2. Early Development Instrument, What is the EDI?. Offord Centre for Child Studies, McMaster University. Retrieved in December 2019 from: <https://edi.offordcentre.com/about/what-is-the-edi/>
3. Adapted from Calman, R., Crawford, P. (2013). EQAO Research, Starting Early: Teaching, Learning and Assessment. Queen's Printer for Ontario Toronto, ON, ISBN: 978-1-4606-0417-5, [www.eqao.com/en/research\\_data/Research\\_Reports/DMA-docs/starting-early.pdf](http://www.eqao.com/en/research_data/Research_Reports/DMA-docs/starting-early.pdf)
4. Statistics Canada. 2017. *Dissemination Areas and Ontario. Census Profile*. 2016 Census. Statistics Canada Catalogue no. 98-316-X2016001. Ottawa. Released November 29, 2017. <https://www12.statcan.gc.ca/census-recensement/2016/dp-pd/prof/index.cfm?Lang=E>
5. Kershaw, P., Anderson, L., Warburton, B., and Hertzman, C. 2009. *15 by 15: A Comprehensive Policy Framework for Early Human Capital Investment in BC*. Human Early Learning Partnership, University of British Columbia.
6. Building Connected Communities Presentation from the 2017 Fall Expo. Human Early Learning Partnership, University of British Columbia. Retrieved in December 2019 from <http://earlylearning.ubc.ca/blog/2017/nov/16/fall-expo-presentation-slides-and-more/>
7. *Social Risk Index, 2011*. Our Kids Network. Halton Kids Data Portal. Retrieved in December 2019 from: [https://www.ourkidsnetwork.ca/Public/Page/Files/130\\_Res\\_Resources\\_DP\\_SRI%202011\\_01.14.pdf](https://www.ourkidsnetwork.ca/Public/Page/Files/130_Res_Resources_DP_SRI%202011_01.14.pdf)
8. Raos, R. 2009. *The Social Risk Index*. Offord Centre for Child Studies, McMaster University. Retrieved in December 2019 from: <http://core.apheo.ca/resources/events/2010/Session4B%20-%20Raos.pdf>