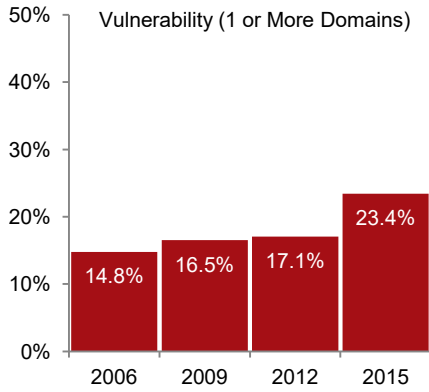


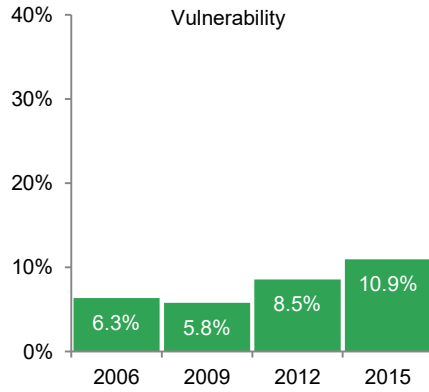
## SOUTH - KAWARTHA LAKES

		2006	2009	2012	2015
Total Number of Children		142	139	129	128
EDI Vulnerability One or More Domains	Vulnerability	14.8%	16.5%	17.1%	23.4%
	No. of Children	21	23	22	30
EDI Vulnerability Two or More Domains	Vulnerability	4.9%	7.9%	8.5%	10.2%
	No. of Children	7	11	11	13
		2006	2009	2012	2015
Physical Health & Well-Being	Vulnerability	6.3%	5.8%	8.5%	10.9%
	Mean EDI Score	9.27	9.20	9.23	9.05
	Median EDI Score	10.00	9.62	9.60	9.62
	No. of Children	9	8	11	14
Social Competence	Vulnerability	2.1%	6.5%	7.0%	8.6%
	Mean EDI Score	9.01	8.83	8.80	8.46
	Median EDI Score	9.62	9.42	9.40	9.23
	No. of Children	3	9	9	11
Emotional Maturity	Vulnerability	2.8%	6.5%	6.2%	12.5%
	Mean EDI Score	8.56	8.55	8.63	8.24
	Median EDI Score	8.67	8.83	9.00	8.67
	No. of Children	4	9	8	16
Language & Cognitive Development	Vulnerability	7.7%	7.2%	5.4%	3.9%
	Mean EDI Score	8.78	9.03	9.12	9.39
	Median EDI Score	9.23	9.62	9.60	10.00
	No. of Children	11	10	7	5
Communication Skills & General Knowledge	Vulnerability	1.4%	4.3%	3.1%	6.3%
	Mean EDI Score	8.87	8.69	8.75	8.64
	Median EDI Score	10.00	10.00	10.00	10.00
	No. of Children	2	6	4	8

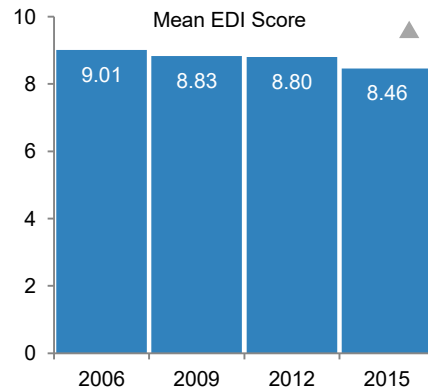
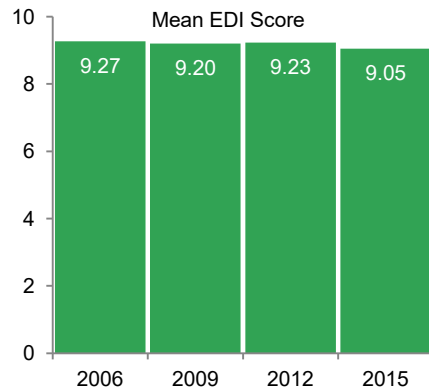
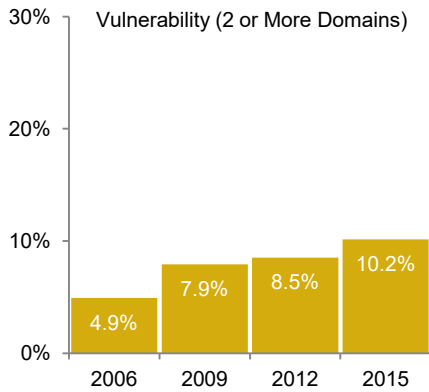
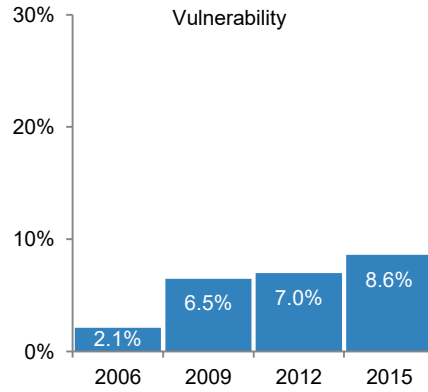
TOTAL



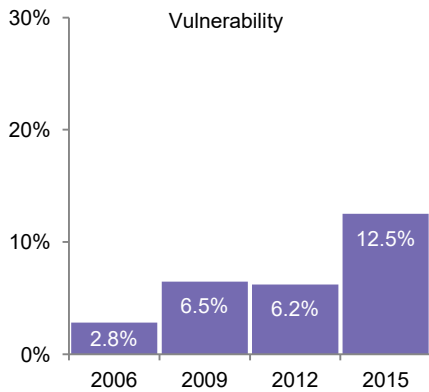
PHYSICAL HEALTH



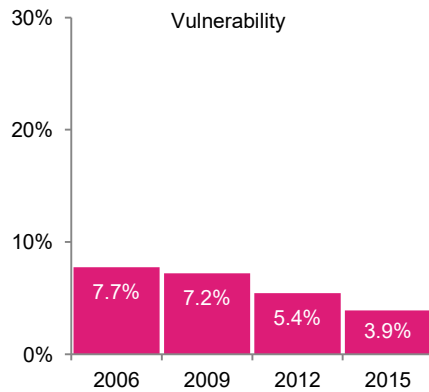
SOCIAL COMPETENCE



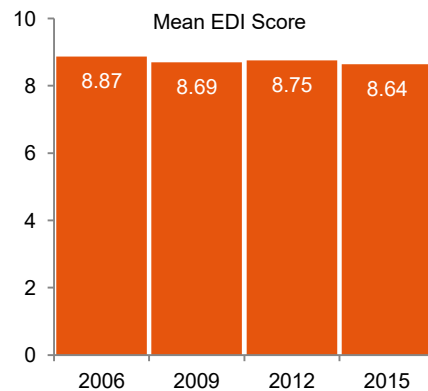
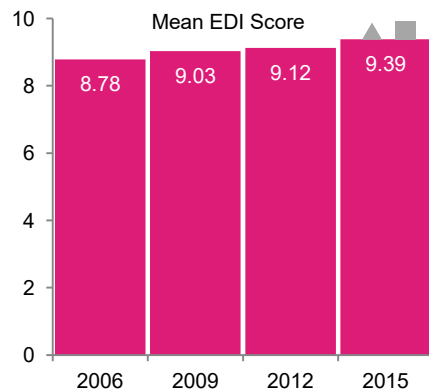
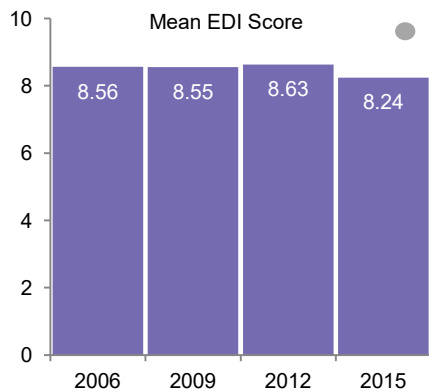
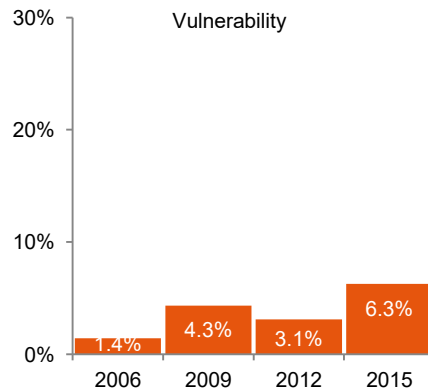
EMOTIONAL MATURITY



LANGUAGE & COGNITIVE DEV.



COMMUNICATION SKILLS



p < 0.05   ● 2015 v 2012   ■ 2015 v 2009   ▲ 2015 v 2006

EDI raw data provided by the Ministry of Education. Data analysis and views expressed are not necessarily those of the Ministry of Education.