

Early Development Instrument (EDI)

Community Planning Table
January 24, 2020



- 1 What?
- 2 So What?
- 3 Now What?

EDI and the Early Years Video by the
Offord Centre for Child Studies:

[https://www.youtube.com/watch?time_continue=217&v=0Azu7tbSGes
&feature=emb_logo](https://www.youtube.com/watch?time_continue=217&v=0Azu7tbSGes&feature=emb_logo)

EDI analysis and summaries for
Haliburton and Kawartha Lakes

<http://www.kawarthalakesservices.ca/resources-and-reports>

1 What?

PH

Physical Health and Well-Being

Is physically independent and can handle small objects. Comes to school ready each day (is not hungry, tired or under / overdressed).

SC

Social Competence

Gets along with classmates and is eager to try new things. Can listen and follow directions and has self-control.

EM

Emotional Maturity

Helps others that are upset or hurt. Shares with others and is not worried or anxious. Is not aggressive or mean.

LC

Language and Cognitive Development

Is interested in reading, numbers and counting.

CS

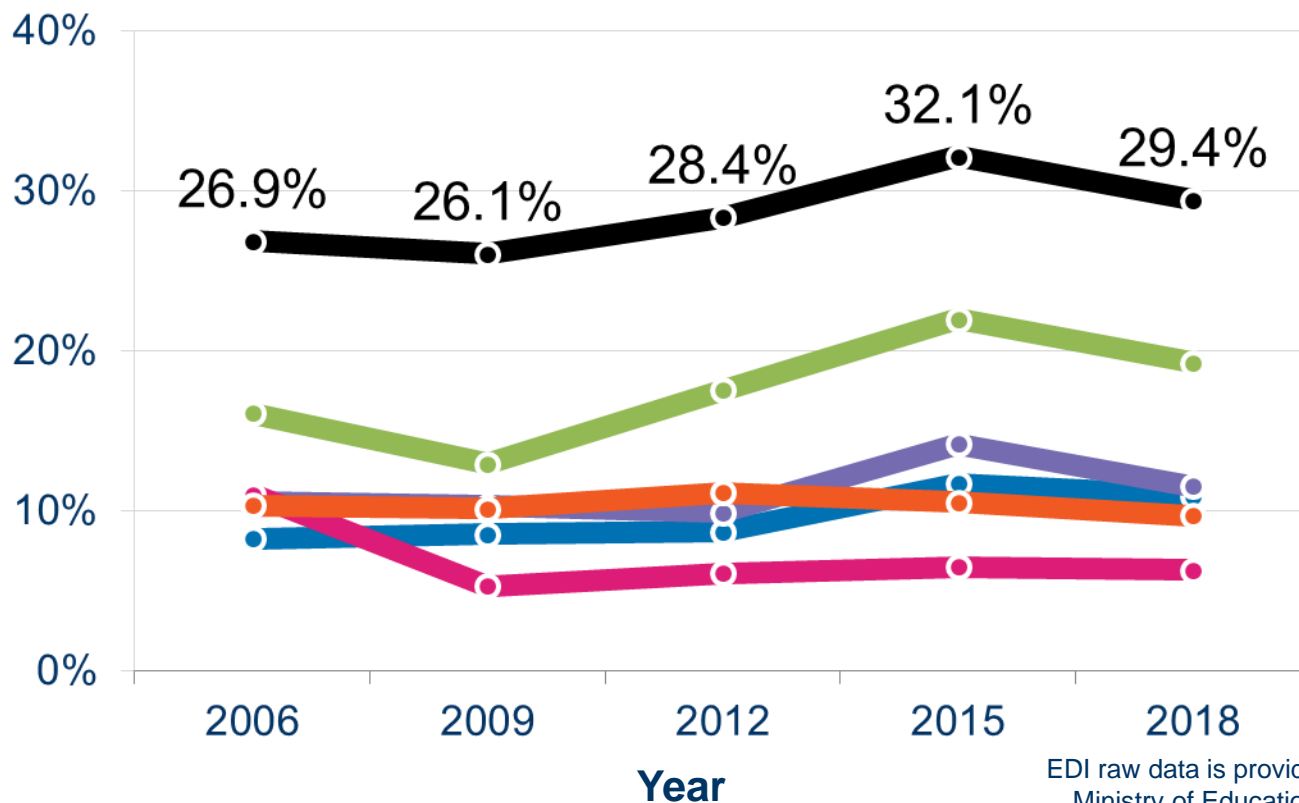
Communication Skills and General Knowledge

Can tell a story and can understand what is being said to her / him.

1

What?

Vulnerable Rate (%)
lowest 10th percentile



Vulnerability Rate in
1 or More Domains

EDI raw data is provided by the
Ministry of Education and the
Offord Centre for Child Studies.

Data analysis and views expressed are not necessarily
those of the Ministry of Education or the Offord Centre.

kawarthalakes.ca

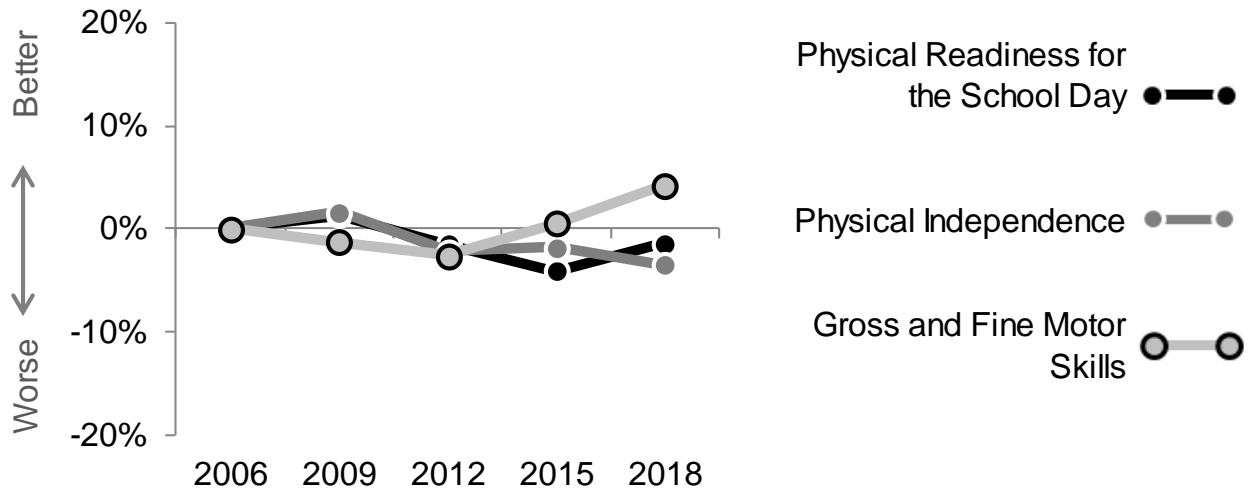
1 What?

Children Meeting All or Almost All Expectations

PH

Physical Health and Well-Being

Change from 2006 (%)



Compared to Ontario in 2018 (%)

	Kawartha Lakes and Haliburton	Ontario
Physical Readiness for the School Day	94.7	94.8
Physical Independence	85.8	90.4
Gross and Fine Motor Skills	59.5	61.5

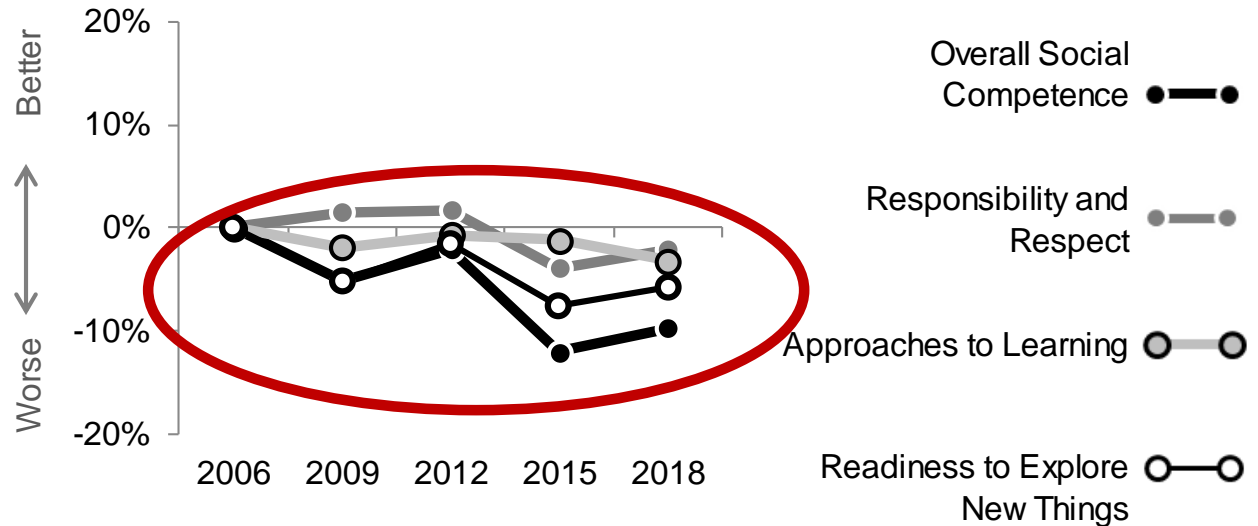
1 What?

Children Meeting All or Almost All Expectations

SC

Social Competence

Change from 2006 (%)



Compared to Ontario in 2018 (%)

	Kawartha Lakes and Haliburton	Ontario
Overall Social Competence	45	48.1
Responsibility and Respect	77.3	77.1
Approaches to Learning	63.2	67.1
Readiness to Explore New Things	80.4	76.5

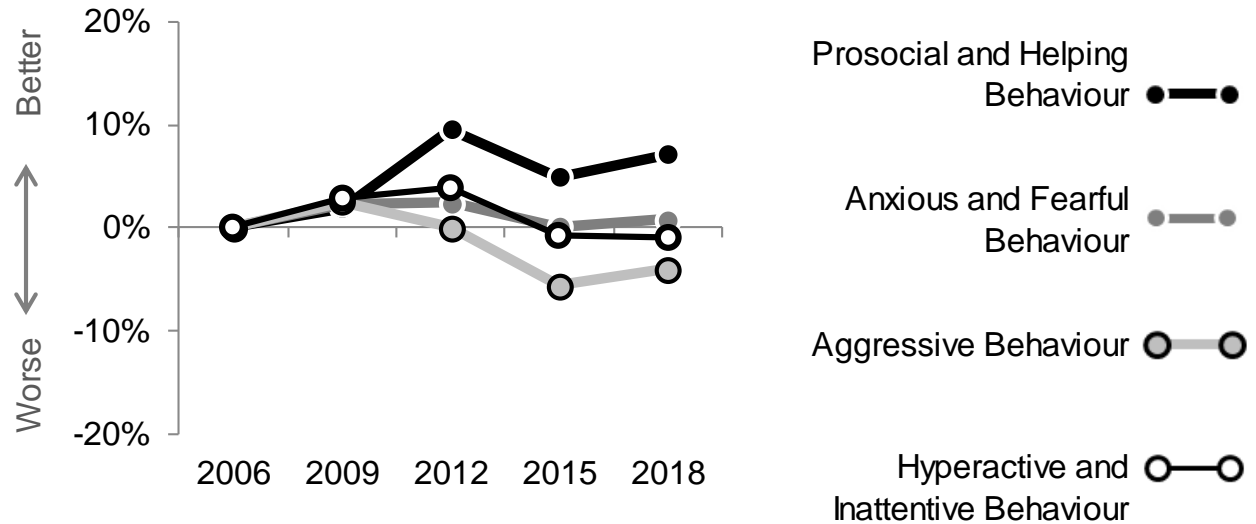
1 What?

Children Meeting All or Almost All Expectations

EM

Emotional Maturity

Change from 2006 (%)



Compared to Ontario in 2018

	Kawartha Lakes and Haliburton	Ontario
Prosocial and Helping Behaviour	44.3	38.2
Anxious and Fearful Behaviour	86.3	87.2
Aggressive Behaviour	80.6	81.7
Hyperactivity and Inattention	71.5	76.0

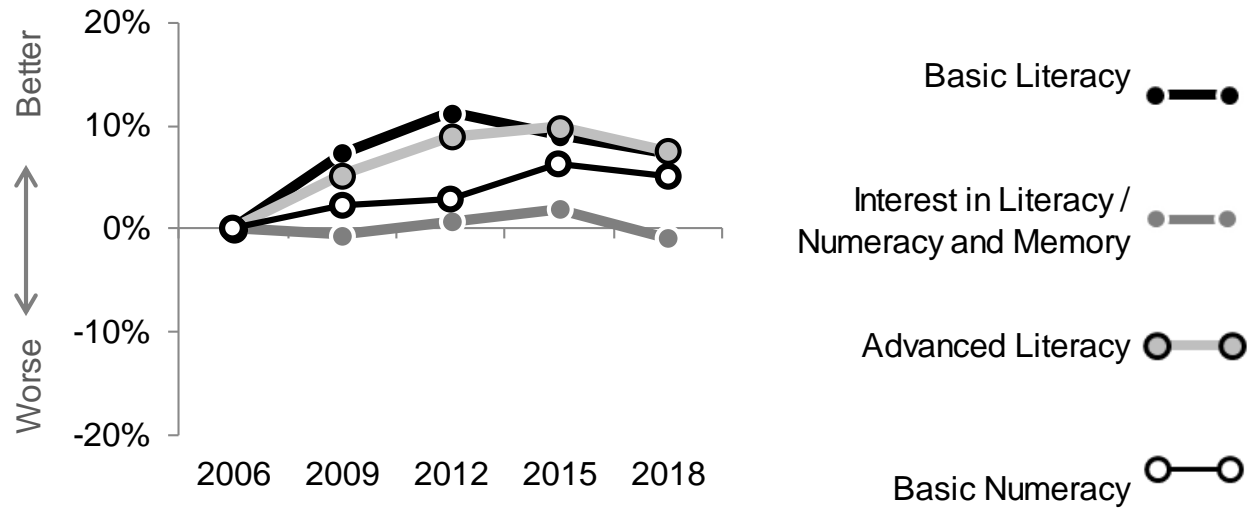
1 What?

Children Meeting All or Almost All Expectations

LC

Language and Cognitive Development

Change from 2006 (%)



Compared to Ontario in 2018 (%)

	Kawartha Lakes and Haliburton	Ontario
Basic Literacy	81.2	76.9
Interest in Literacy / Numeracy and Memory	75.2	76.1
Advanced Literacy	83.2	79.7
Basic Numeracy	83.7	83.9

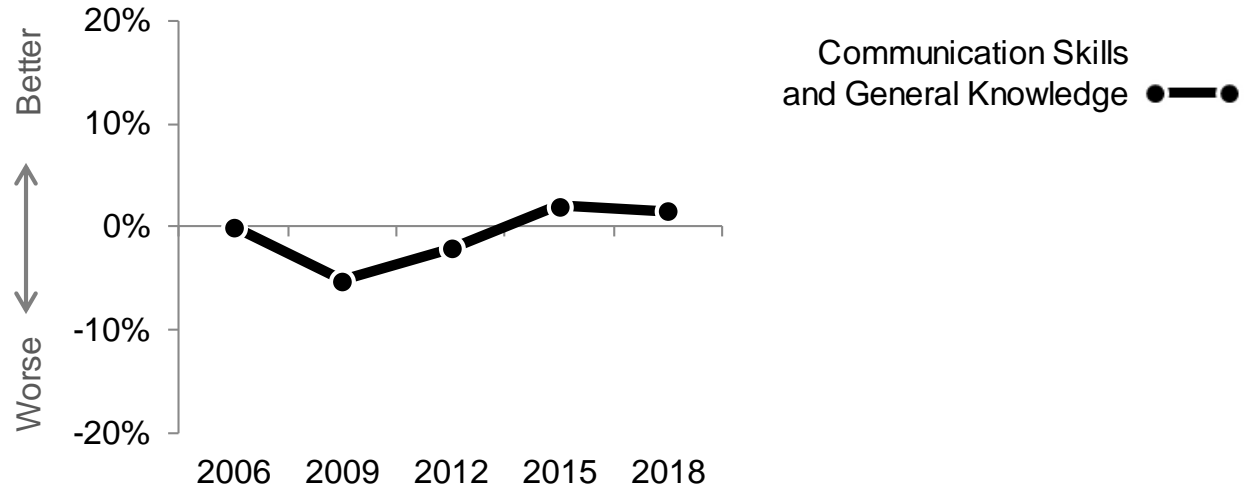
1 What?

Children Meeting All or Almost All Expectations

CS

Communication Skills and General Knowledge

Change from 2006 (%)

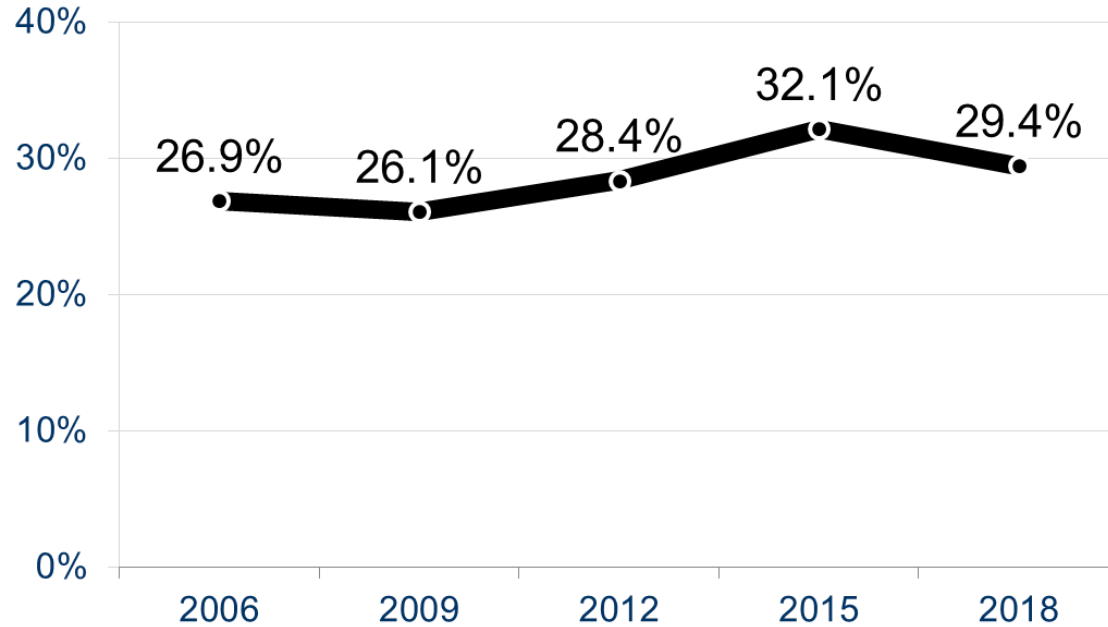


Compared to Ontario in 2018 (%)

	Kawartha Lakes and Haliburton	Ontario
Communication Skills and General Knowledge	53.8	51.9

2

So What?

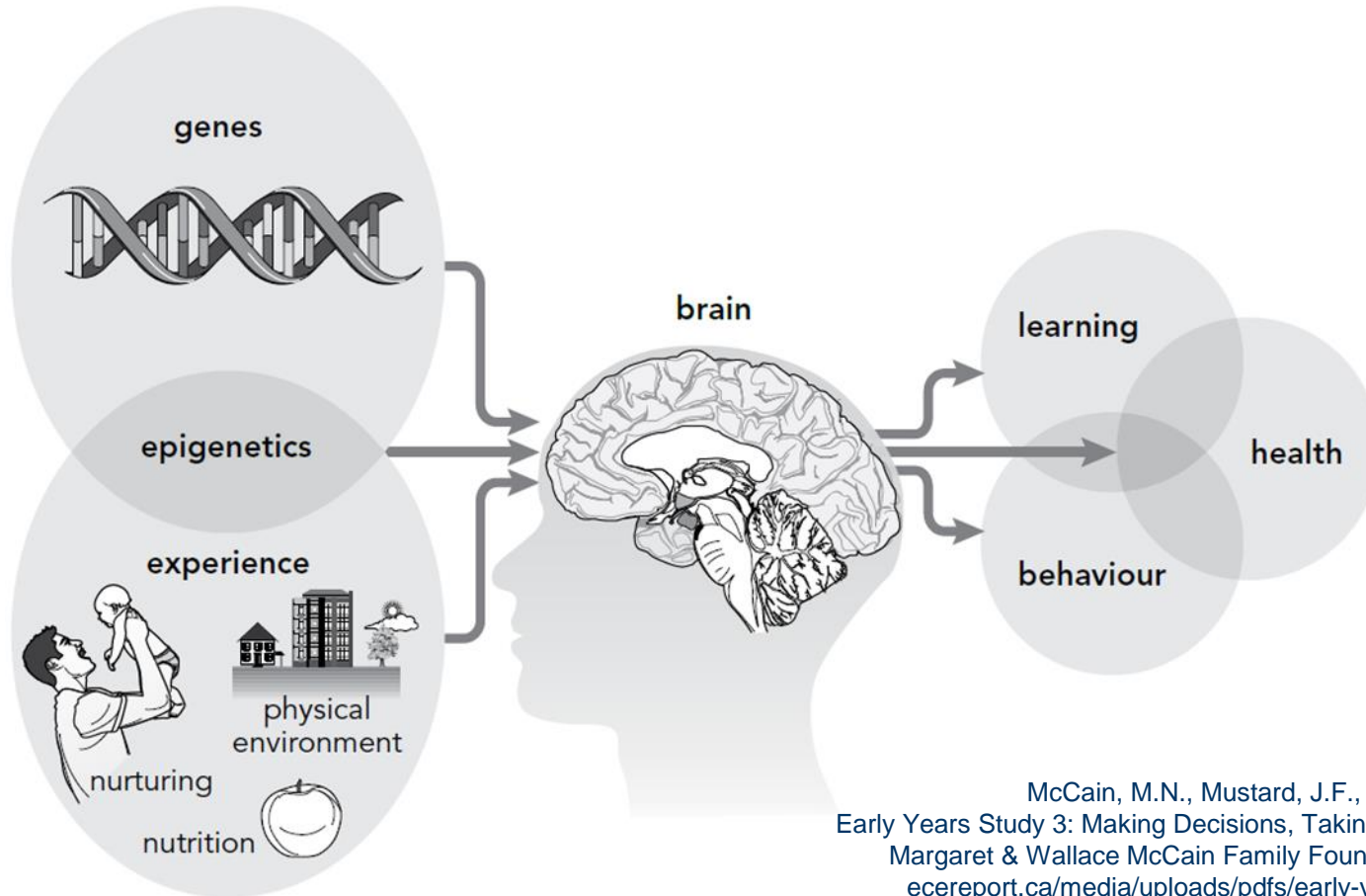


“A rate of child vulnerability above 10% is biologically unnecessary.”

Kershaw, P., Anderson, L., Warburton, B., and Hertzman, C. 2009.
15 by 15: A Comprehensive Policy Framework for Early Human Capital Investment in BC.
Human Early Learning Partnership, University of British Columbia.

2

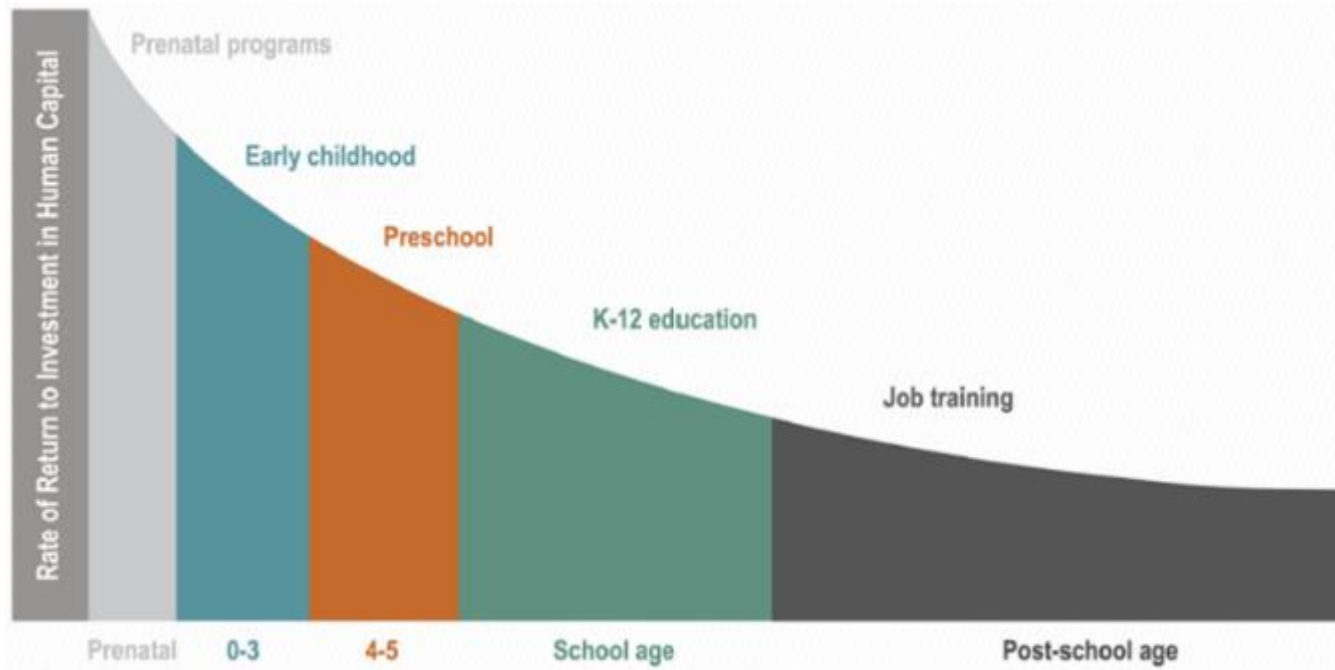
So What?



McCain, M.N., Mustard, J.F., & McCuaig, K. (2011). Early Years Study 3: Making Decisions, Taking Action. Toronto, ON: Margaret & Wallace McCain Family Foundation. Retrieved from ecereport.ca/media/uploads/pdfs/early-years-study3-2011.pdf.

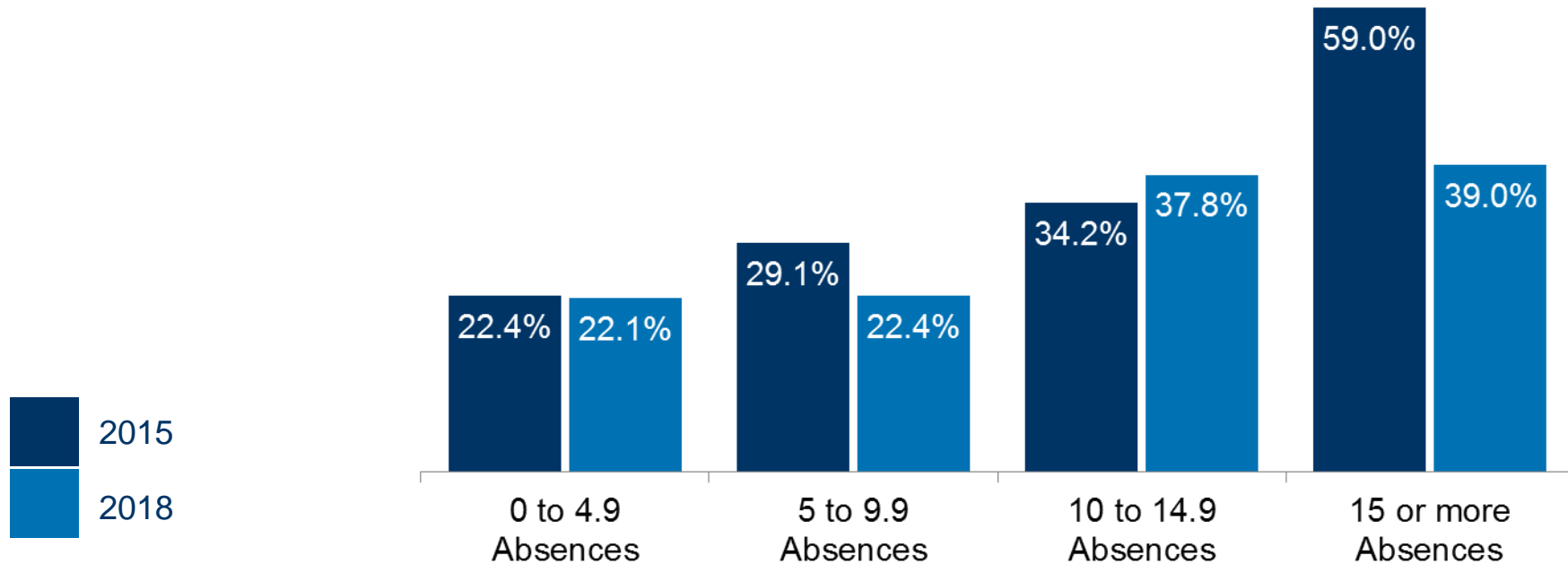
2

So What?



Heckman, J. (2018, September).
Return on Investment in Birth-to-Three Early Childhood Development Programs.
Research presentation for birth-to-three advocates. Retrieved from
<https://heckmanequation.org/resource/research-presentation-for-birth-to-three-advocates/>.

Vulnerability Rates in 1 or More Domains By Days of Absence



EDI Vulnerability Rate and Social Risk Index

HMA

Minden Hills, Algonquin Highlands

HDH

Dysart et al, Highlands East

NWK

Woodville, Kirkfield, Norland

NEK

Bobcaygeon, Fenelon Falls, Kinmount

SWK

Oakwood, Little Britain, Janetville

SEK

Omemee, Bethany, Pontypool

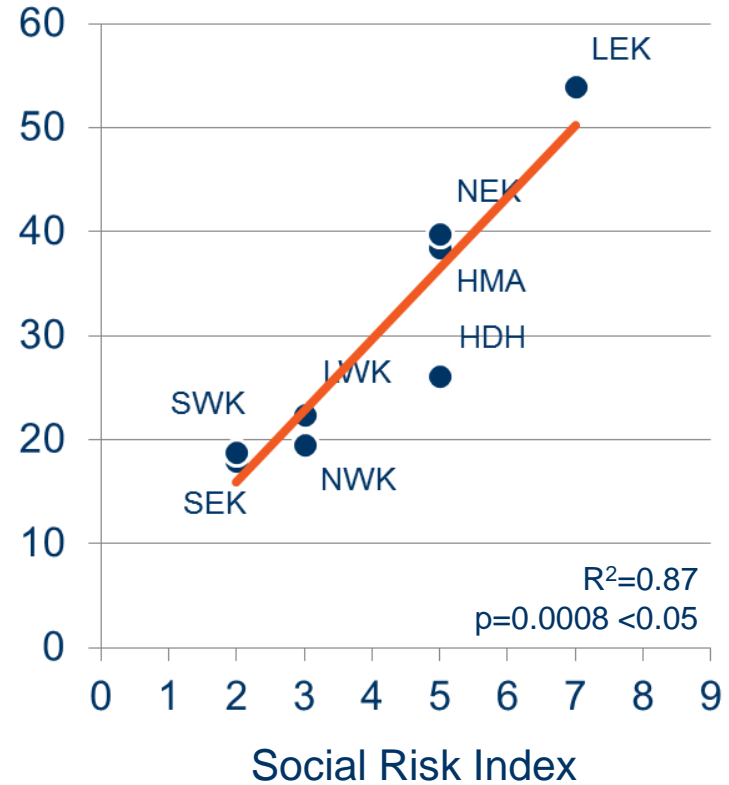
LWK

West, northwest side of Lindsay

LEK

East, southeast side of Lindsay

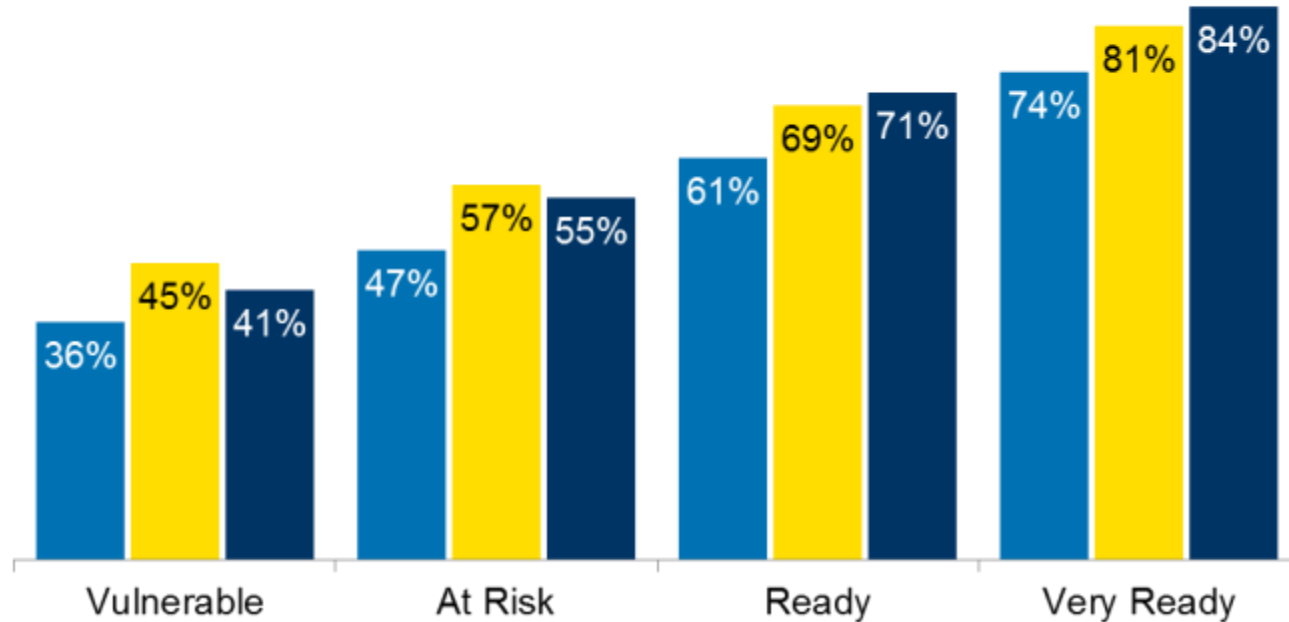
Vulnerability Rate in 2018:
One or More Domains (%)



EDI Vulnerability and Grade 3 EQAO Testing³

PH

Physical Health and Well-Being

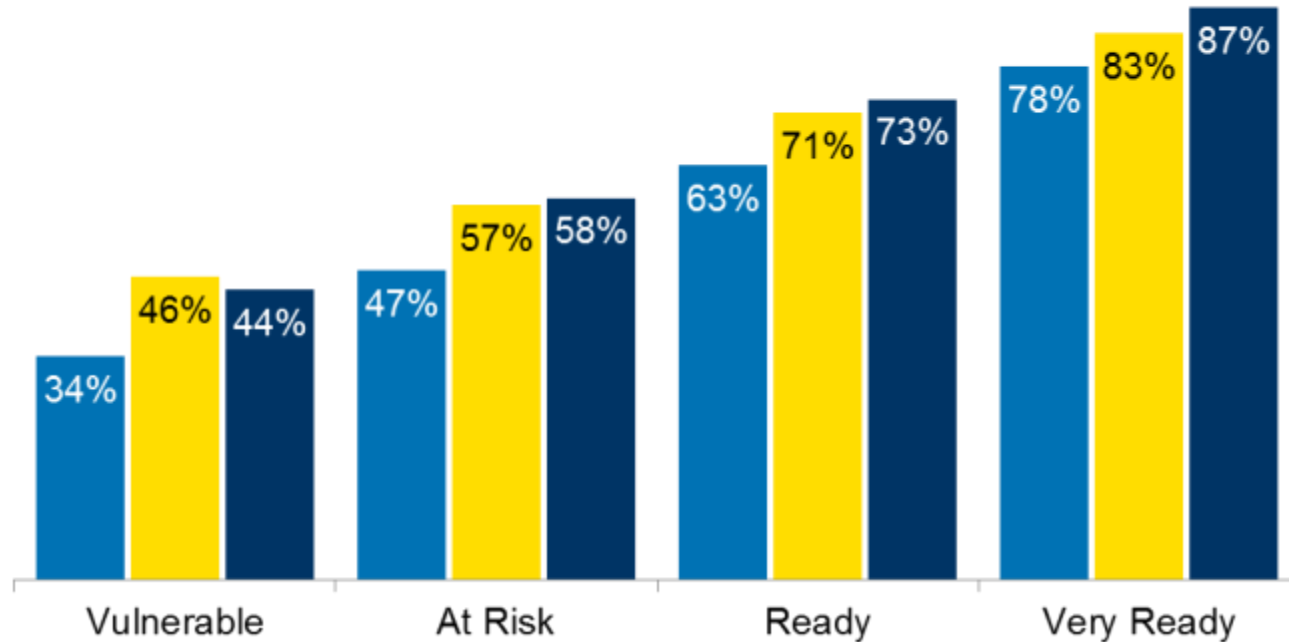


Adapted from Calman, R., Crawford, P. (2013). EQAO Research, Starting Early: Teaching, Learning and Assessment. Queen's Printer for Ontario Toronto, ON, ISBN: 978-1-4606-0417-5, www.eqao.com/en/research_data/Research_Reports/DMA-docs/starting-early.pdf

EDI Vulnerability and Grade 3 EQAO Testing³

SC

Social Competence

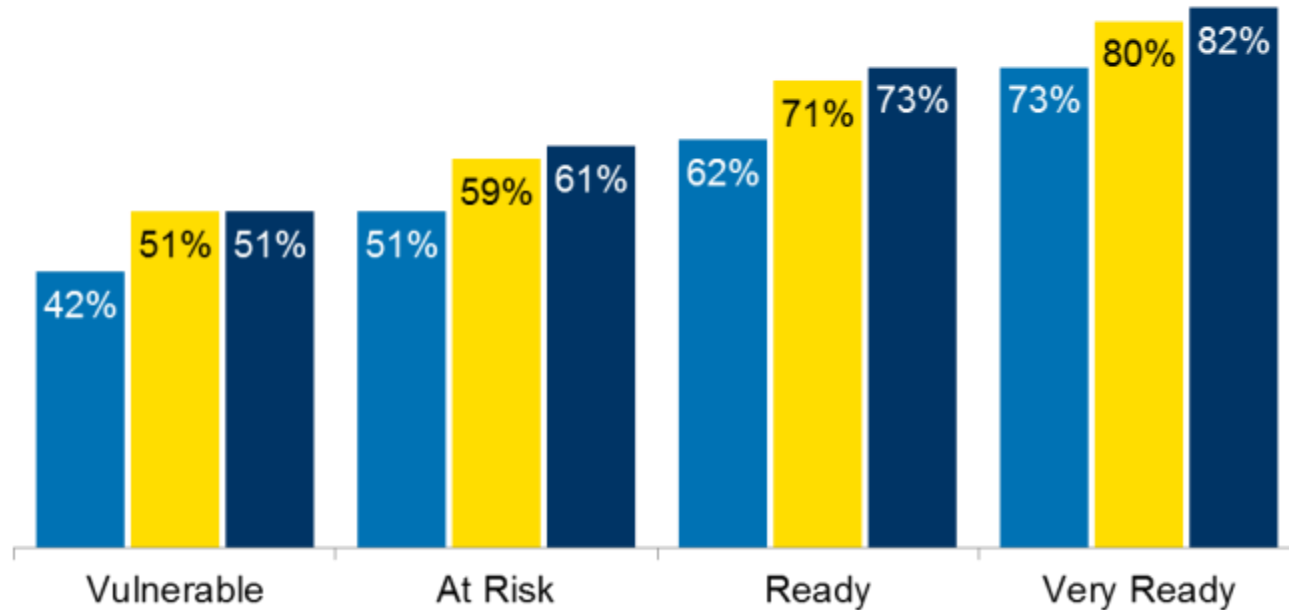


Adapted from Calman, R., Crawford, P. (2013). EQAO Research, Starting Early: Teaching, Learning and Assessment. Queen's Printer for Ontario Toronto, ON, ISBN: 978-1-4606-0417-5, www.eqao.com/en/research_data/Research_Reports/DMA-docs/starting-early.pdf

EDI Vulnerability and Grade 3 EQAO Testing³

EM

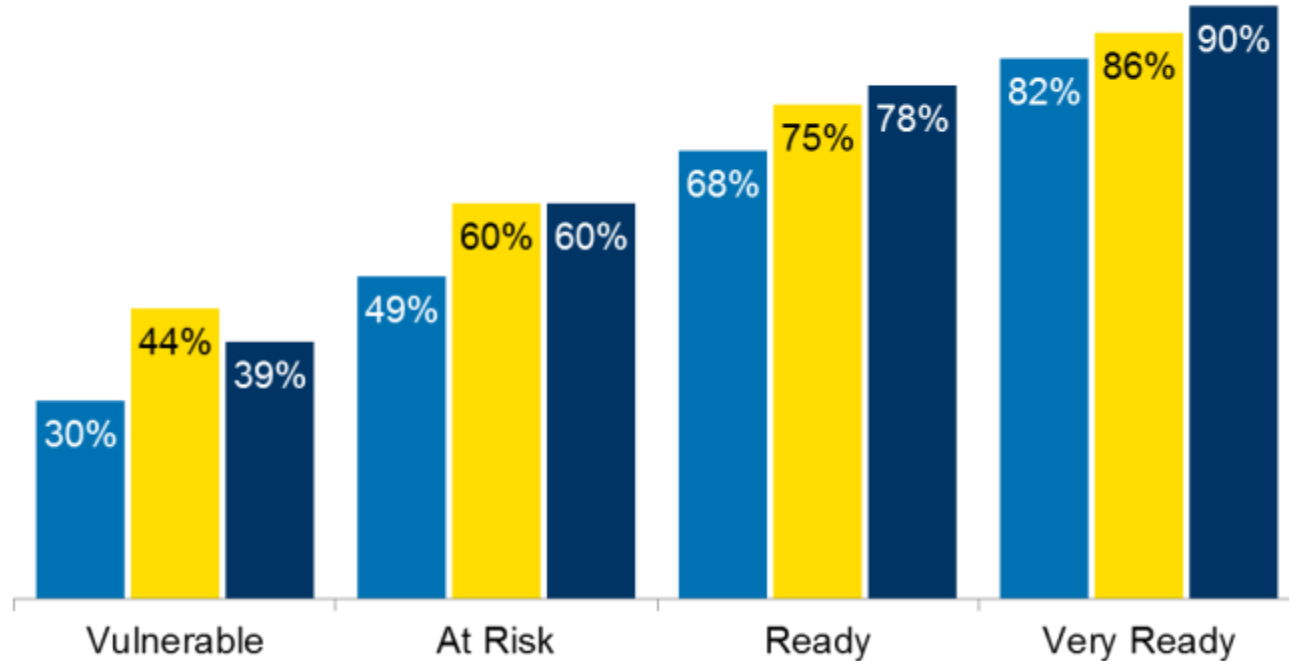
Emotional Maturity



Adapted from Calman, R., Crawford, P. (2013). EQAO Research, Starting Early: Teaching, Learning and Assessment. Queen's Printer for Ontario Toronto, ON, ISBN: 978-1-4606-0417-5, www.eqao.com/en/research_data/Research_Reports/DMA-docs/starting-early.pdf

EDI Vulnerability and Grade 3 EQAO Testing³

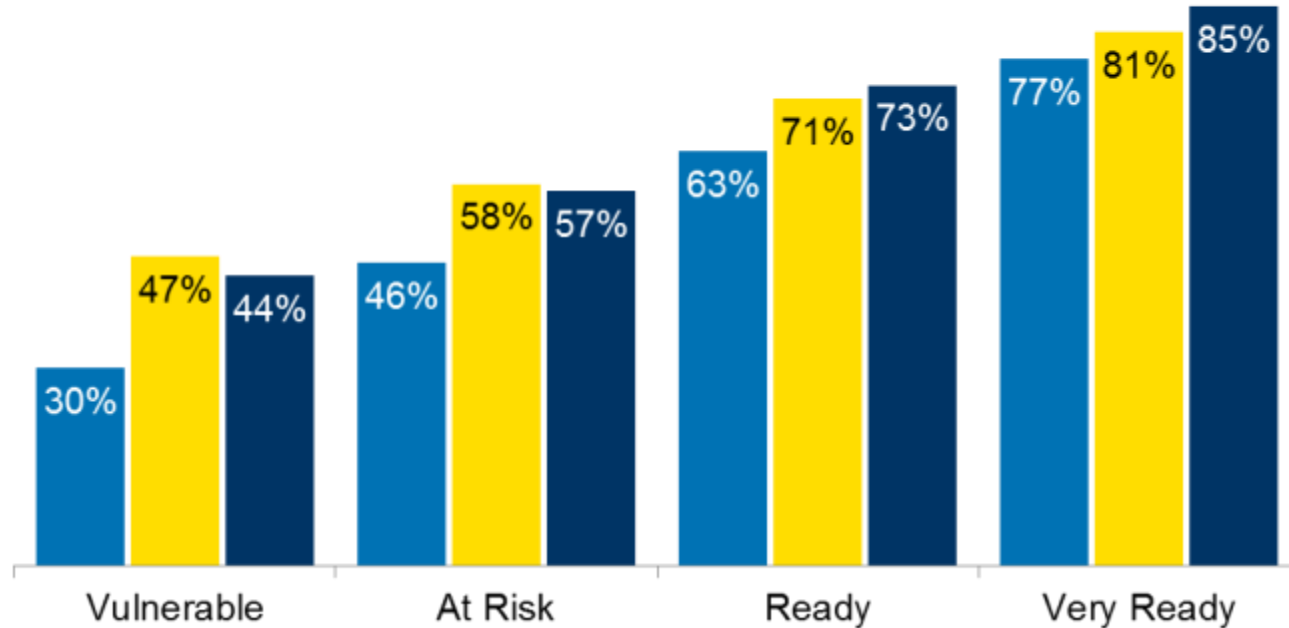
LC

Language and
Cognitive
Development

Adapted from Calman, R., Crawford, P. (2013). EQAO Research, Starting Early: Teaching, Learning and Assessment. Queen's Printer for Ontario Toronto, ON, ISBN: 978-1-4606-0417-5, www.eqao.com/en/research_data/Research_Reports/DMA-docs/starting-early.pdf

EDI Vulnerability and Grade 3 EQAO Testing³

CS

Communication
Skills and General
Knowledge

Adapted from Calman, R., Crawford, P. (2013). EQAO Research, Starting Early: Teaching, Learning and Assessment. Queen's Printer for Ontario Toronto, ON, ISBN: 978-1-4606-0417-5, www.eqao.com/en/research_data/Research_Reports/DMA-docs/starting-early.pdf

How can we use the EDI and its results to better support children in our communities?

“There is no single cause of vulnerability and no simple solution. Children’s healthy development starts at home, but early years services, child care, public health, schools and more all play a role. That’s why improving outcomes for children and their families is a matter of both lower-level community-based solutions and higher-level government policy”

Offord Centre

EDI in Ontario. Offord Centre for Child Studies:
<https://edi.offordcentre.com/partners/canada/edi-in-ontario/>

kawarthalakes.ca