

# Employment Insurance Trends

City of Kawartha Lakes & Haliburton County

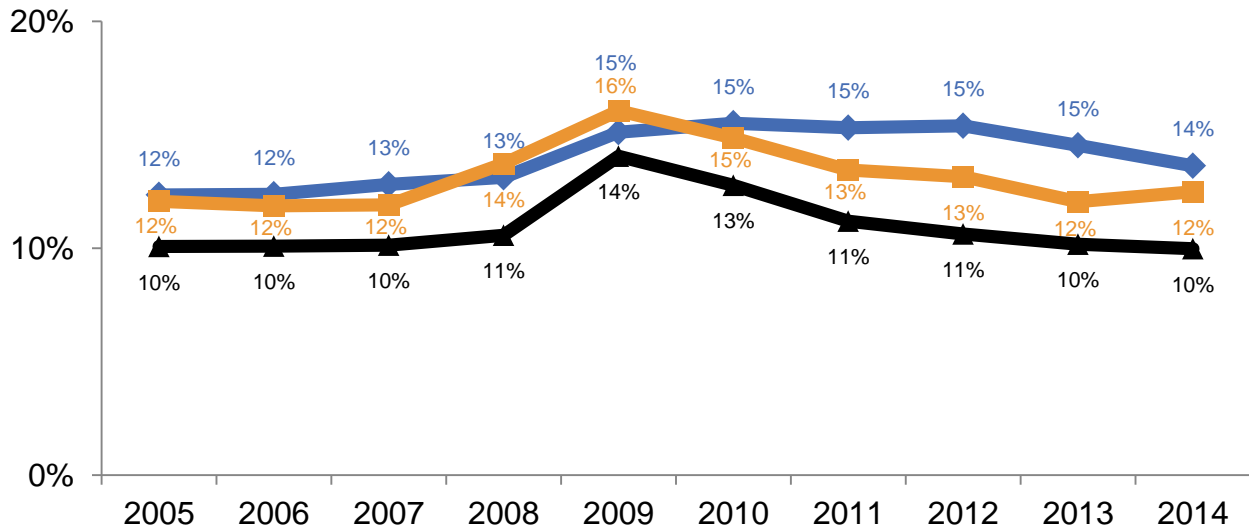
The employment insurance rate is calculated by dividing the total number of people that received employment insurance benefits in one year by the total number of people with labour income in that same year.

Over time and consistently, employment insurance is being accessed by residents of the City of Kawartha Lakes (City) and the County of Haliburton (County) at a higher rate when compared to the province of Ontario. It is also apparent that younger workers in the City and County are much more likely to access employment insurance when compared to their provincial counterparts than older workers.

Population projections by the Ontario Ministry of Finance anticipate that the population aged 40 and under in the City and County will decrease through to 2040. It may be that part of the reason for this decline is due to fewer employment opportunities for our younger population in the City and County as shown by the higher employment insurance take up by young workers in our area.

## All Ages

EI Rate



1. Statistics Canada 2014. Annual Income Estimates for Census Families and Individuals (T1 Family File), Table 12. Income Statistics Division. Community Data Program (distributor). Last updated August 31, 2016. Communitydata.ca (accessed November 30, 2016).

2. Statistics Canada (2016, July). Annual Income Estimates for Census Families and Individuals (T1 Family File). User's Guide. Income Statistics Division.

### What is the EI Rate?

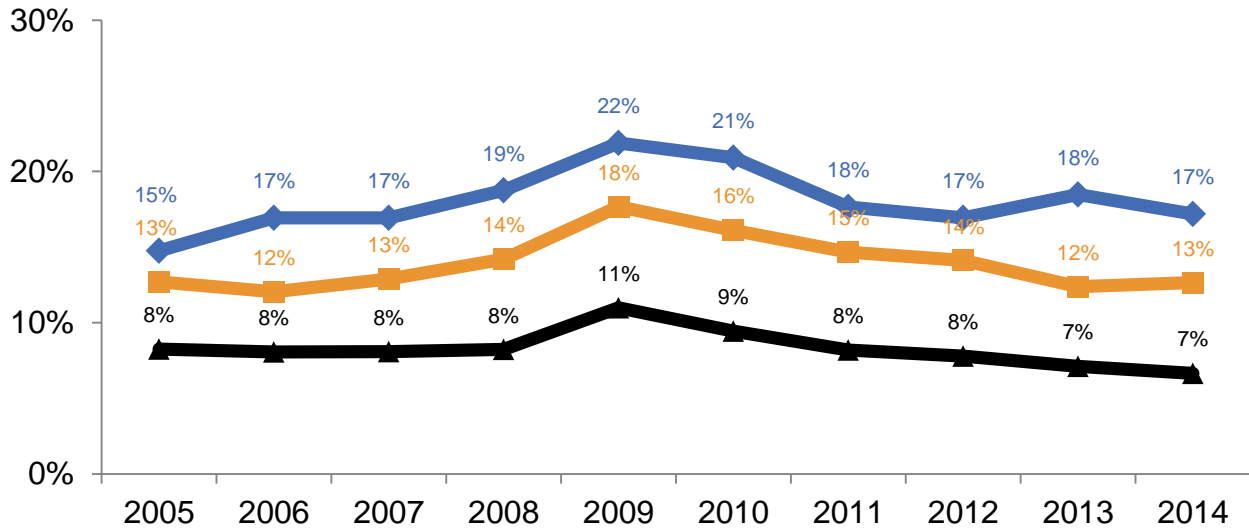
The total number of employment insurance recipients divided by the total number with labour income.

# Employment Insurance Trends

City of Kawartha Lakes & Haliburton County

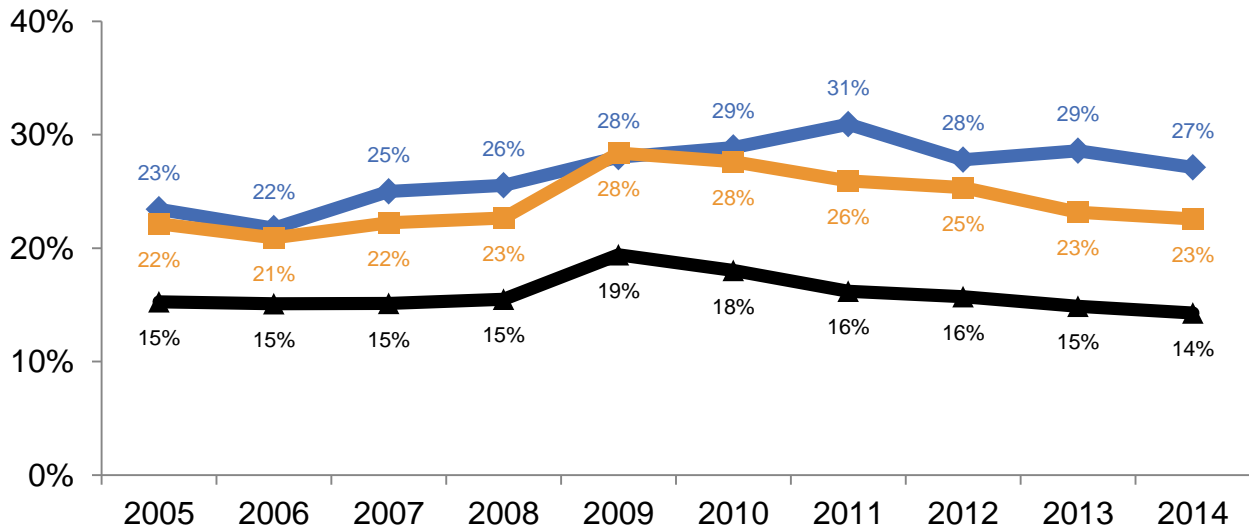
## 20 - 24 Years of Age

EI Rate



## 25 - 29 Years of Age

EI Rate



1. Statistics Canada 2014. Annual Income Estimates for Census Families and Individuals (T1 Family File), Table 12. Income Statistics Division. Community Data Program (distributor). Last updated August 31, 2016. Communitydata.ca (accessed November 30, 2016).

2. Statistics Canada (2016, July). Annual Income Estimates for Census Families and Individuals (T1 Family File). User's Guide. Income Statistics Division.

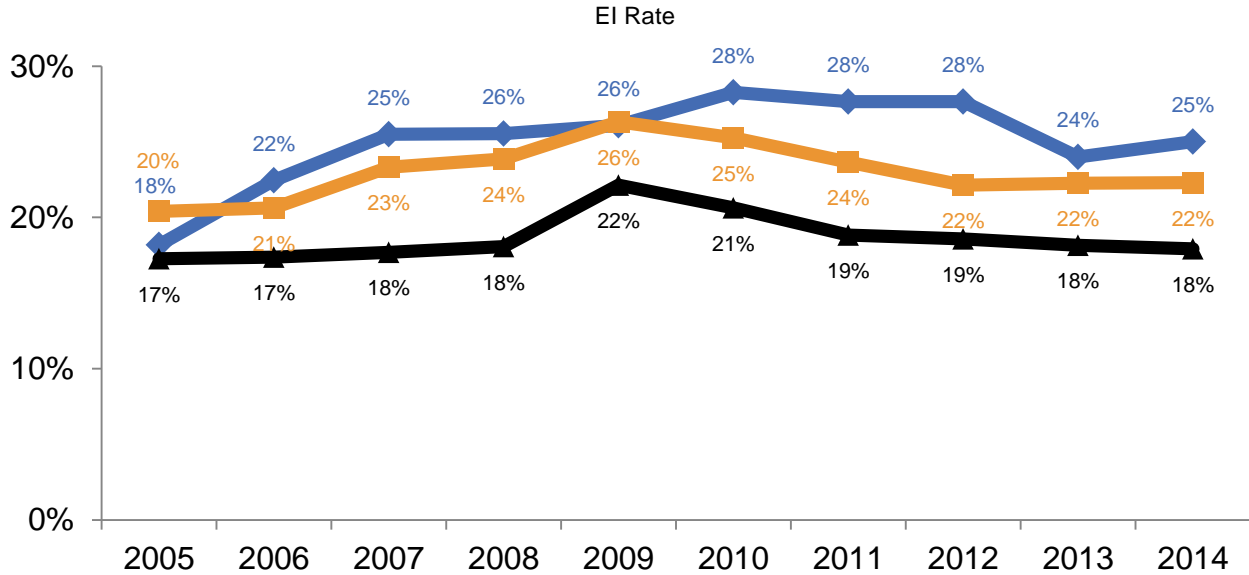
### What is the EI Rate?

The total number of employment insurance recipients divided by the total number with labour income.

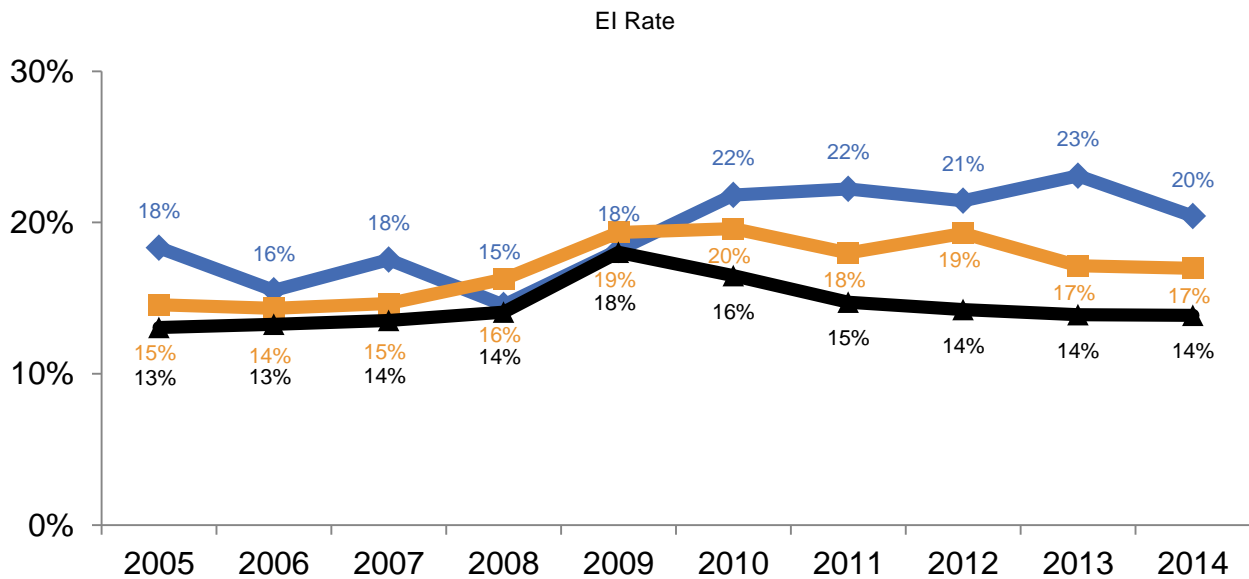
# Employment Insurance Trends

City of Kawartha Lakes & Haliburton County

## 30 - 34 Years of Age



## 35 - 39 Years of Age



1. Statistics Canada 2014. Annual Income Estimates for Census Families and Individuals (T1 Family File), Table 12. Income Statistics Division. Community Data Program (distributor). Last updated August 31, 2016. Communitydata.ca (accessed November 30, 2016).

2. Statistics Canada (2016, July). Annual Income Estimates for Census Families and Individuals (T1 Family File). User's Guide. Income Statistics Division.

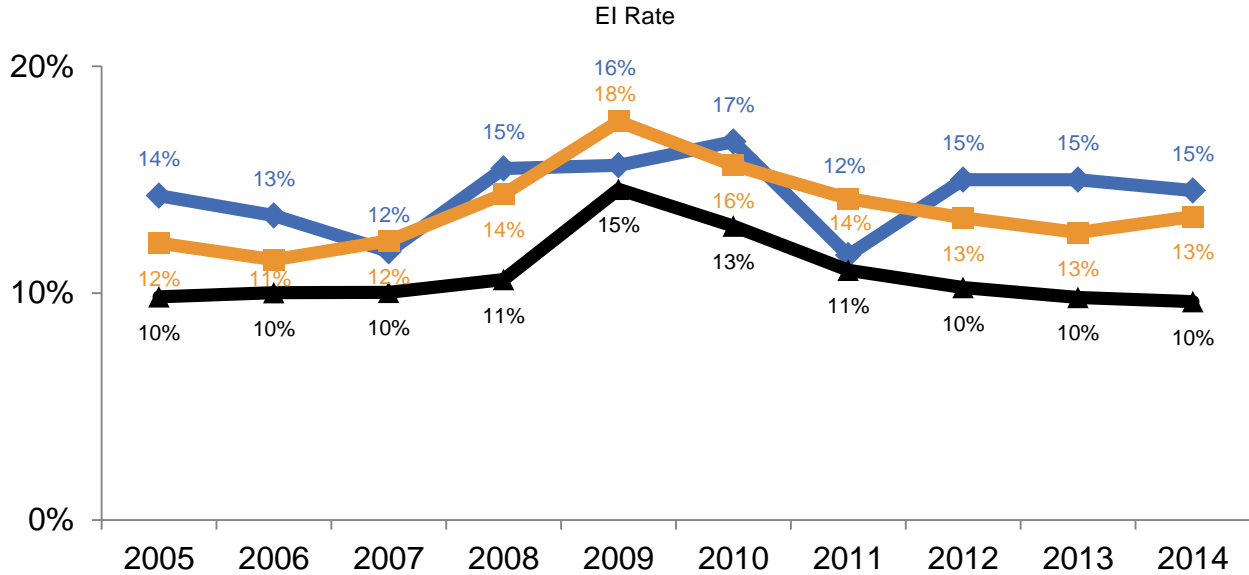
### What is the EI Rate?

The total number of employment insurance recipients divided by the total number with labour income.

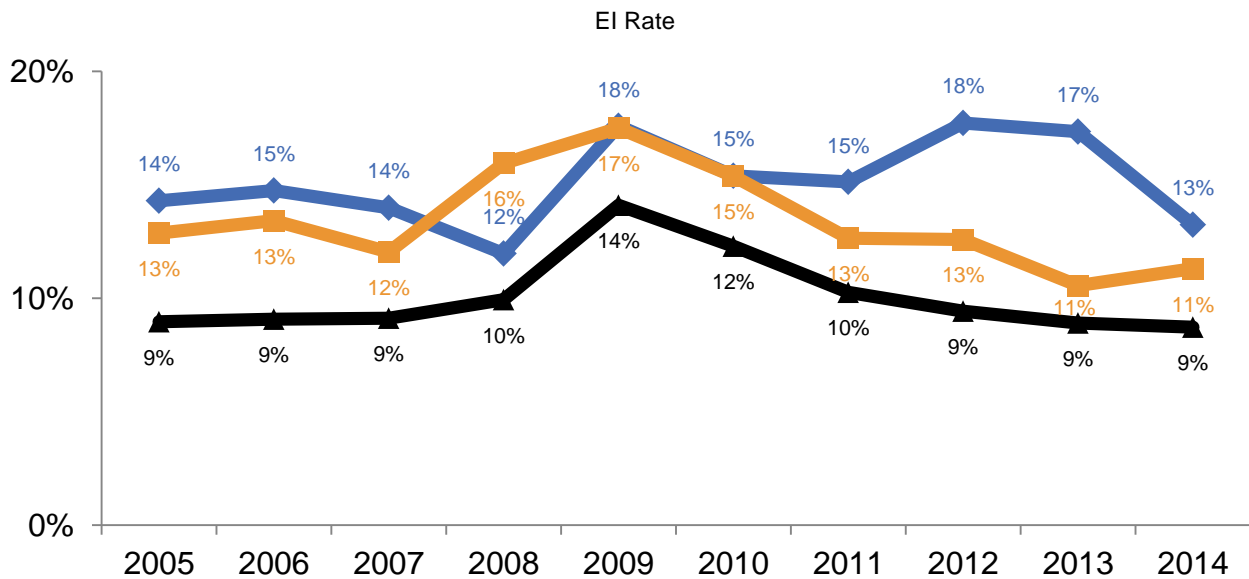
# Employment Insurance Trends

City of Kawartha Lakes & Haliburton County

## 40 - 44 Years of Age



## 45 - 49 Years of Age



1. Statistics Canada 2014. Annual Income Estimates for Census Families and Individuals (T1 Family File), Table 12. Income Statistics Division. Community Data Program (distributor). Last updated August 31, 2016. Communitydata.ca (accessed November 30, 2016).

2. Statistics Canada (2016, July). Annual Income Estimates for Census Families and Individuals (T1 Family File). User's Guide. Income Statistics Division.

### What is the EI Rate?

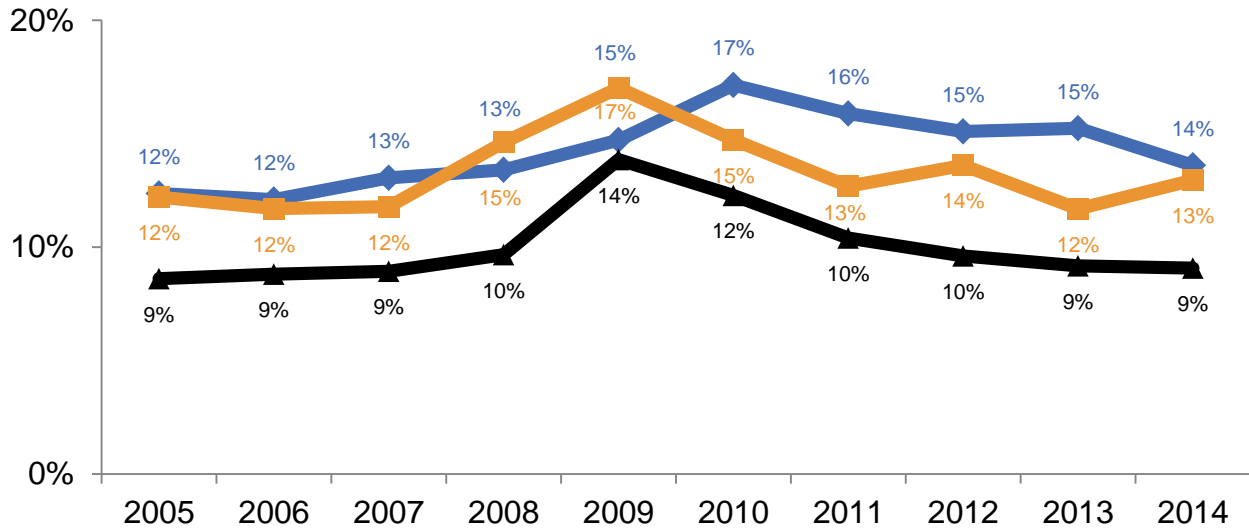
The total number of employment insurance recipients divided by the total number with labour income.

# Employment Insurance Trends

City of Kawartha Lakes & Haliburton County

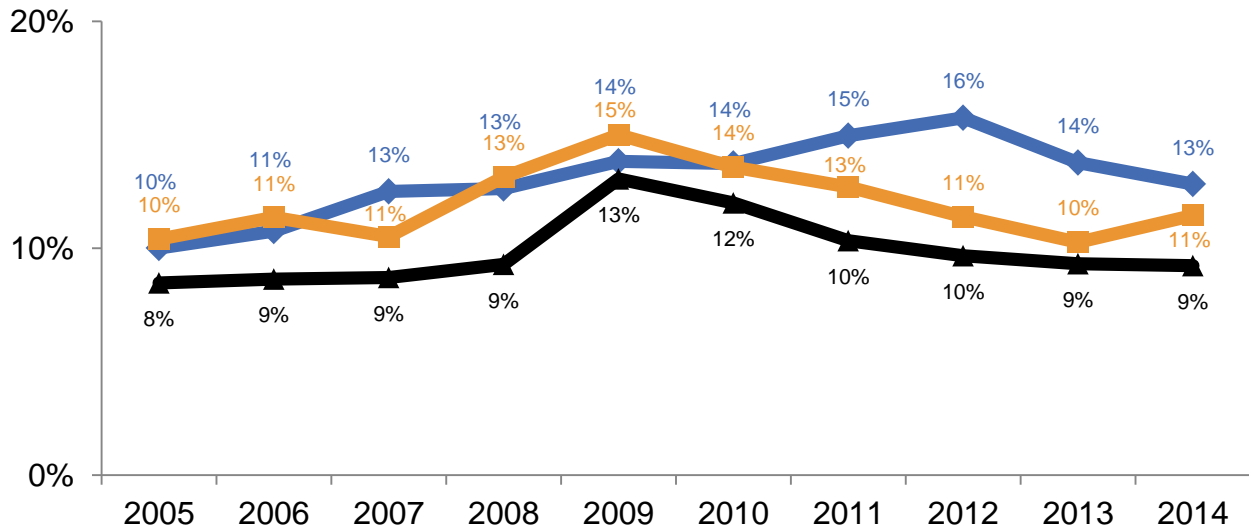
## 50 - 54 Years of Age

EI Rate



## 55 - 59 Years of Age

EI Rate



1. Statistics Canada 2014. Annual Income Estimates for Census Families and Individuals (T1 Family File), Table 12. Income Statistics Division. Community Data Program (distributor). Last updated August 31, 2016. Communitydata.ca (accessed November 30, 2016).

2. Statistics Canada (2016, July). Annual Income Estimates for Census Families and Individuals (T1 Family File). User's Guide. Income Statistics Division.

### What is the EI Rate?

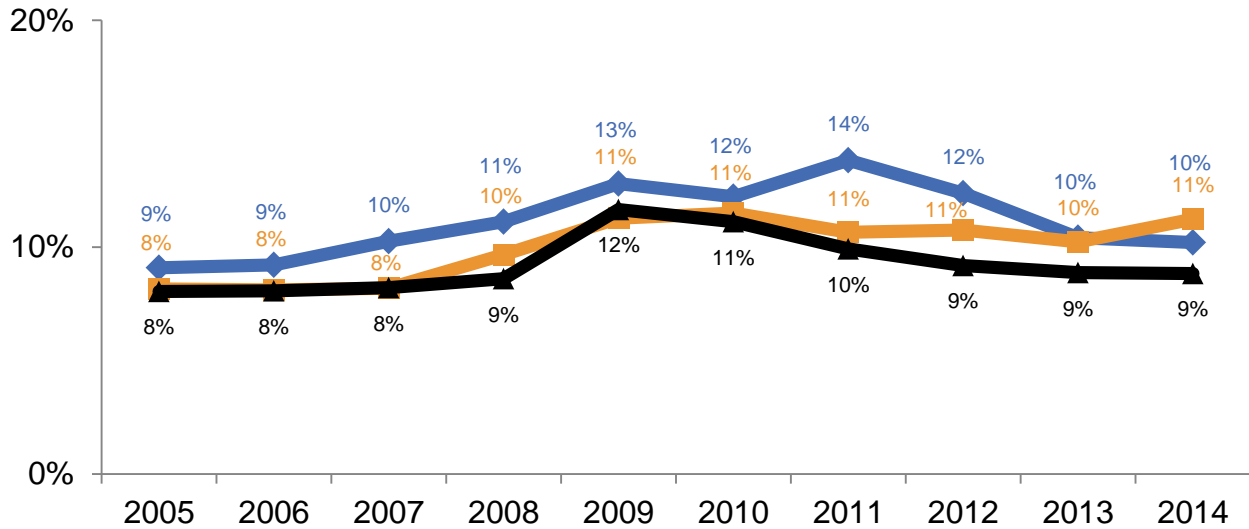
The total number of employment insurance recipients divided by the total number with labour income.

# Employment Insurance Trends

City of Kawartha Lakes & Haliburton County

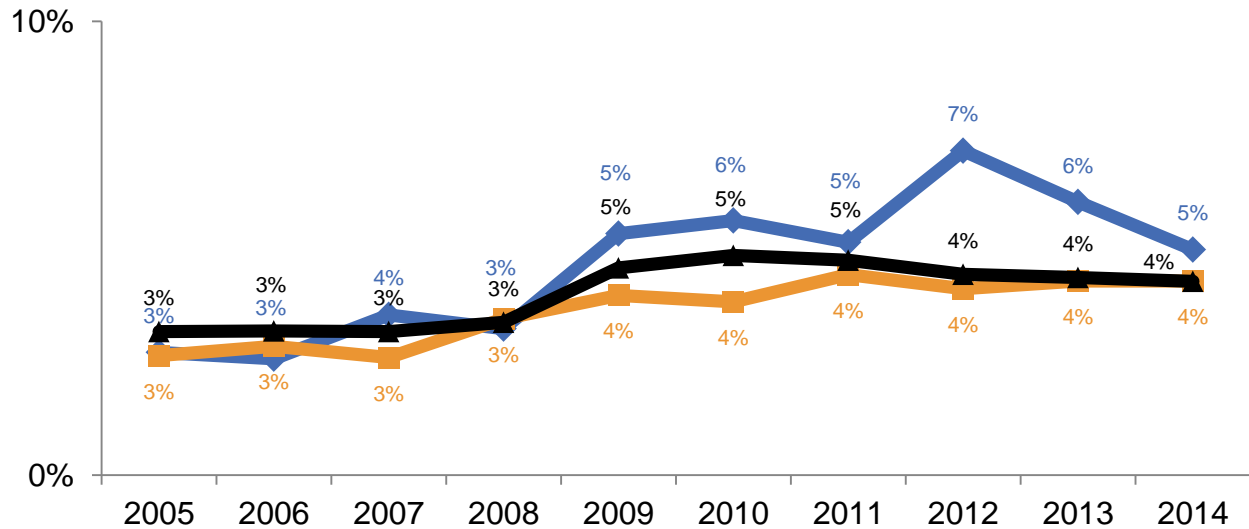
## 60 - 64 Years of Age

EI Rate



## 65+ Years of Age

EI Rate



1. Statistics Canada 2014. Annual Income Estimates for Census Families and Individuals (T1 Family File), Table 12. Income Statistics Division. Community Data Program (distributor). Last updated August 31, 2016. Communitydata.ca (accessed November 30, 2016).

2. Statistics Canada (2016, July). Annual Income Estimates for Census Families and Individuals (T1 Family File). User's Guide. Income Statistics Division.

### What is the EI Rate?

The total number of employment insurance recipients divided by the total number with labour income.